



LCN®

Price book 3

Effective October 5, 2015 • Rev. 10/15



This price list supersedes and cancels all previous price lists. Prices shown are subject to change without notice.

Administrative Offices

Allegion Administrative Office
11819 N. Pennsylvania St.
Carmel, IN 46032
allegion.com/us

Placing orders

You can place orders with Allegion via the fax number or email listed below:

Fax#: 1-800-248-1460
Email: Order_LcnClosers@allegion.com

Customer Care

Our Customer Care Representatives are available for questions or assistance.

You can reach them at **877-671-7011** (Press 1 for Sales Support | Press 2 for Product Support | Press 3 for SSC) or through the email addresses listed below:

Sales Support

Carolinas

(North Carolina, South Carolina, Virginia)
Carolinas_Sales_Support@allegion.com

Central

(Arkansas, Illinois, Iowa, Kansas, Missouri, Nebraska, Oklahoma)
Central_Sales_Support@allegion.com

Chicago

(Illinois-Northern, Wisconsin)
Chicago_Sales_Support@allegion.com

Florida

Florida_Sales_Support@allegion.com

Great Lakes

(New York, Pennsylvania)
Great_Lakes_Sales_Support@allegion.com

Metro New York

Metro_New_York_Sales_Support@allegion.com

Michigan

Michigan_Sales_Support@allegion.com

Mid Atlantic

(Delaware, Maryland, New Jersey)
Mid_Atlantic_Sales_Support@allegion.com

Midwest

(Indiana, Kentucky, Ohio, West Virginia)
Midwest_Sales_Support@allegion.com

Mountain States

(Colorado, Idaho, Montana, Nevada, Utah, Wyoming)
Mountain_States_Sales_Support@allegion.com

New England

(Connecticut, Main, Massachusetts, New Hampshire, Rhode Island, Vermont)
New_England_Sales_Support@allegion.com

North Central

(Minnesota, North Dakota, South Dakota)
North_Central_Sales_Support@allegion.com

Northern California

Northern_California_Sales_Support@allegion.com

Northwest

(Alaska, Oregon, Washington)
Northwest_Sales_Support@allegion.com

South

(Alabama, Georgia, Louisiana, Mississippi, Tennessee)
South_Sales_Support@allegion.com

Southern California

(California-Southern, Hawaii)
Southern_California_Sales_Support@allegion.com

Southwest

(Arizona, New Mexico)
Southwest_Sales_Support@allegion.com

Texas

Texas_Sales_Support@allegion.com

Technical Product Support

Closers

Closers_TechProdSupport@allegion.com

Request for Quote

Carolinas

(North Carolina, South Carolina, Virginia)
Carolinas.Quotes@allegion.com

Central

(Arkansas, Illinois, Iowa, Kansas, Missouri, Nebraska, Oklahoma)
Central.Quotes@allegion.com

Chicago

(Illinois-Northern, Wisconsin)
Chicago.Quotes@allegion.com

Florida

Florida.Quotes@allegion.com

Great Lakes

(New York, Pennsylvania)
GreatLakes.Quotes@allegion.com

Metro New York

Metro.Quotes@allegion.com

Michigan

Michigan.Quotes@allegion.com

Mid Atlantic

(Delaware, Maryland, New Jersey)
MidAtlantic.Quotes@allegion.com

Midwest

(Indiana, Kentucky, Ohio, West Virginia)
Midwest.Quotes@allegion.com

Mountain States

(Colorado, Idaho, Montana, Nevada, Utah, Wyoming)
Mtn.States.Quotes@allegion.com

New England

(Connecticut, Main, Massachusetts, New Hampshire, Rhode Island, Vermont)
NewEngland.Quotes@allegion.com

North Central

(Minnesota, North Dakota, South Dakota)
NorthCentral.Quotes@allegion.com

Northern California

NoCal.Quotes@allegion.com

Northwest

(Alaska, Oregon, Washington)
Northwest.Quotes@allegion.com

South

(Alabama, Georgia, Louisiana, Mississippi, Tennessee)
South.Quotes@allegion.com

Southern California

(California-Southern, Hawaii)
SoCal.Quotes@allegion.com

Southwest

(Arizona, New Mexico)
Southwest.Quotes@allegion.com

Texas

Texas.Quotes@allegion.com

TABLE OF CONTENTS

Contact Information.....	2	Compressors	27
Table of Contents/ How To Order.....	3	Control Box Components	28-29
Available Finishes/SRI.....	4	Actuator/Sensors Quick Find Guide	30-31
Order Form.....	5	Actuators, Sensors and Accessories	32-49
General Terms.....	6-9	Parts & Accessories.....	50-63
Door Closer Specialists	10	Senior Swing Diagram	64
Complete Door Closers.....	11-23	Benchmark Diagram.....	65
Magnets.....	24	Glossary of Abbreviations.....	66
Specialty Products, Fasteners.....	25	Wiring Diagrams.....	67
Control Boxes.....	26-27	Wiring Diagram Request Form.....	69
		LCN Warranty.....	71

HOW TO ORDER CLOSERS, COMPONENTS, PARTS & ACCESSORIES

1. **Identify** the closer series; 1460, 2030, 4040XP, 4210T, 4310ME, 4640, 6030, etc.
2. Determine if any **additional information** is required, such as: handing, finish, spring size, voltage, etc.
3. Order the material using suffix number with the description and include all necessary information.
Examples: 4111 Closer x RH x CUSH x AL or 4040SE Closer x 24v x DKBRZ
4. For additional information on how to order specific closers, please see the 'How to Order' page in each individual closer section of the **LCN General Catalog** or call **LCN Customer Care**.

SPECIAL NOTES

1. All **RAL** custom finishes will be powder coated and metal covers (**list add \$5**) will be substituted for standard covers for all closers except the 1460 series. 1460 series closers may be custom finished but a **DS** cover (**list add \$25**) must be selected.
2. **LCN** offers more than 180 **RAL** custom finishes. There is a list add of (**\$30**) per closer for an **RAL** finish. Most series require a metal cover (**MC**) (**\$5 add**). **LCN** also offers a Brite Metallic (**MTLPC**) powder coat finish. There is a list add of (**\$60**) per closer for the **MTLPC** finish. Most series require a metal cover (**MC**) (**\$5 add**).
3. **LCN** plated list prices already include -72MC (1460 includes -72DS). Disregard the additional list add for metal cover (**MC**).
4. **LCN** powder finishes exceed **ANSI/BHMA standard A156.4** for corrosion resistance by at least a factor of four. **LCN** powder coat finishes combined with the **LCN Special Rust Inhibitor (SRI)** pre-treatment exceed this standard even further.
5. **Special Rust Inhibitor (SRI)** is a pretreatment that is applied prior to the **LCN** powder coat finish and greatly exceeds **ANSI/BHMA Standard A156.4** for corrosion resistance. **LCN** requires an additional (**list add \$36**) charge per closer, component or part.
6. **LCN** plated finishes exceed **ANSI/BHMA standard A156.4** for corrosion resistance.
7. Optional **TORX** security screw packs can be substituted for standard screw packs on most closers. See '**Add for TORX Screw Pack**' for additional charge. In some cases, not all fasteners can be provided as **TORX**, consult factory for details.
8. **LCN** can mark individual closer boxes with door or opening #'s. Please specify 'itemized' when ordering. **LCN** requires an additional (**net add \$2**) charge per closer, component or part.
9. **Special Template (ST)** pricing is available by contacting **LCN Technical/Product Support or LCN Customer Care**.
10. All closers conform to standards **UL10C** and **UBC 7-2** (1997).
11. If an item or price is not listed in the **LCN October 5, 2015 Price List**, consult factory for availability & pricing.
12. Prices listed in the **LCN October 5, 2015 Price List** are subject to change without notice. The current '**Terms of Sale**' applies. All prices listed in the **LCN October 5, 2015** are in US dollars.

Powder Coated Finishes

LCN closers can be specified in six standard or over 180 custom powder coated finishes. Powder coating provides superior protection against the effects of weathering and provides a durable, chip resistant finish. For information about custom finishes, plated finishes and a special rust inhibiting (SRI) process, see the LCN General Catalog.

Standard Powder Coated Finishes

See LCN General Catalog, page 5 for exact colors.

- **AL (BHMA 689) - Aluminum**
- **DKBRZ (BHMA 695) - Dark Bronze**
- **BRASS (BHMA 696) - Brass**
- **LTBRZ (BHMA 691) - Light Bronze**
- **STAT (BHMA 690) - Statuary**
- **BLACK (BHMA 693) - Black**

Optional Custom Powder Coated Finishes

- **180 Custom Finishes (contact customer service for availability)**
- **Superior Appearance**
- **Environmentally Friendly Process**
- **Durable and Chip Resistant**
- **Corrosion Resistant**
- **Match Doors, Frames, and Hardware**

Optional SRI

When powder coated closers are installed in high humidity or potentially corrosive installations like swimming pools, water treatment facilities or near large bodies of water, specify LCN SRI Pretreatment. This optional process extends the corrosion protection offered by powder coat finishes.

Optional Plated Finishes

LCN offers 7 plated finishes at additional cost: US 3, US 4, US 10, US 10B, US 15, US 26 and US 26D

For a list of available BAA/ARRA compliant products please contact your local SSC or sales representative to see the Ingersoll Rand Security Technologies BAA/ARRA catalog.

ORDER FORM

<p>Sold To: _____</p> <p>_____</p> <p>_____</p> <p>_____</p> <p>_____</p> <p>_____</p>	<p>Purchase Order # _____</p> <p>Purchase Order Date _____</p> <p>Requested Ship Date _____</p> <p>Project Name _____</p> <p>Shipping Instructions _____</p> <p>_____</p>								
<p>Ship To: _____</p> <p>_____</p> <p>_____</p> <p>_____</p> <p>_____</p>	<p style="text-align: center; margin: 0;">THIS SPACE FOR FACTORY USE ONLY</p> <table border="1" style="width: 100%; border-collapse: collapse;"> <tr> <td style="width: 50%;">Acct # _____</td> <td style="width: 50%;">WOG - Y/N _____</td> </tr> <tr> <td>Quantity _____</td> <td>PL _____</td> </tr> <tr> <td>Ship Date _____</td> <td>Inv # _____</td> </tr> <tr> <td>Itemize Code 1_2_3 _____</td> <td>Verify _____</td> </tr> </table>	Acct # _____	WOG - Y/N _____	Quantity _____	PL _____	Ship Date _____	Inv # _____	Itemize Code 1_2_3 _____	Verify _____
Acct # _____	WOG - Y/N _____								
Quantity _____	PL _____								
Ship Date _____	Inv # _____								
Itemize Code 1_2_3 _____	Verify _____								

QTY	Closer Series	Arm Type or Part #	Description As Listed in Catalog or Parts List	Hand		Finish	
				RH	LH	Painted	Plated

Orders can be faxed to (800) 248-1460 or emailed to Order_LCNClosers@allegion.com

Terms and Conditions

Allegion General Terms and Conditions of Sale and Service

1. GENERAL/ACCEPTANCE. (a) This Agreement contains the only terms and conditions by which Company will quote and sell Deliverables to Customer; (b) The terms "purchase order" or "order" for the purposes of this Agreement include the term "request for quotation," as appropriate; (c) This Agreement supersedes all pre-printed or boilerplate terms and conditions set forth in any purchase order issued by Customer; (d) No reference herein to Customer's purchase order will in any way incorporate different or additional terms and conditions, all of which Company hereby expressly objects to; (e) **ANY ACCEPTANCE BY COMPANY OF CUSTOMER'S PURCHASE ORDER IS EXPRESSLY CONDITIONED ON THE CUSTOMER'S ASSENT TO AND ACCEPTANCE OF THE TERMS AND CONDITIONS CONTAINED IN THIS AGREEMENT;** (f) Company reserves the right to decline any order, in whole or in part, for any reason.

2. ORDERS.

a. **Order Processing.** When Customer wishes to place an order for Deliverables, it will deliver to Company a purchase order. All such purchase orders must (i) be in a written format acceptable to Company, (ii) be legible, (iii) include a purchase order number, (iv) include Customer's account number, invoice address, ship to address, shipping method, shipper's letter of instruction for international shipments, part number, pricing, and designated contact information, (v) include, if applicable, any special configuration ID numbers, necessary programming information, special factory instructions, and requested specifications regarding a particular finish, handling, design, basket, or strike, and (vi) reference any applicable pricing discounts under an ongoing buying program or based on a written quote from Company, along with the applicable buying program number or quotation number.

b. **Minimum Orders.** In the event the order value does not meet any required minimum net Deliverable value, Company may, at its sole discretion, (i) increase the quantity of items in the order to meet the minimum net Deliverable value requirement; (ii) apply a minimum order charge; (iii) reject the order, or (iv) waive the requirement, provided that the waiver of a requirement for one order shall not constitute a waiver of the requirement for any future orders.

c. **Acceptance of Purchase Orders.** Company will endeavor to (i) acknowledge receipt of each purchase order issued in accordance with this Agreement, and (ii) notify Customer whether Company accepts or rejects the purchase order. If Company fails to accept or reject a purchase order within a reasonable time period, such failure to respond will be deemed a rejection of the entire order.

d. **Changes to Order/ Cancellation of Orders.** Additional terms and conditions regarding order changes and cancellations are available on the Allegion customer website, **WHICH TERMS ARE EXPRESSLY INCORPORATED HEREIN BY REFERENCE.** Unless otherwise provided herein, Customer acknowledges that (i) requesting a Change Order may cause a delay in the scheduled shipment date, a longer lead time or result in a new scheduled shipment date; (ii) Orders may not be changed after 48 hours of Company's order acknowledgment; (iii) After 48 hours of Company's order acknowledgment, all changes to an accepted purchase order will be subject to a Change Order charge of 25% of the net Deliverable value, plus the cost of labor and fabrication or raw material that Company incurred prior to the receipt of the Change Order from Customer, or that may be required due to the Change Order; (iv) the requested change may result in additional charges for labor, fabrication, and raw material, and (v) if Customer cancels an order or portion of an order that includes Deliverables that have been manufactured and prepped for shipping, a 45% restocking fee will apply. Notwithstanding the foregoing, Customer cannot change or cancel credential orders, reader orders, biometrics orders or any non-cataloged, special, Custom or nonstandard items once they have been placed. All cancelled orders for a Non Recurring Expense (NRE), credential orders, reader orders, biometrics orders, and/or Custom orders will be subject to a cancellation charge of 100% of the acknowledged price.

e. **Add-ons.** Add-on orders will not be accepted. Additions to orders will be entered as separate stand-alone orders and must qualify for all terms of sale, including discounts, on an individual basis.

f. **Fast-Track Orders.** No changes or cancellations will be accepted on the 24-Hour Fast Track Program. For 3-day Fast Track orders, changes and cancellations may only be requested by Customer within 24 hours of Company's order acknowledgment if the order has not shipped. For 5-Day Fast Track orders, changes and cancellations may only be requested by Customer if the order has not shipped and if the request is made to Company within 48 hours of Company's order acknowledgment. Return Material Authorization (RMA) for Deliverables must be processed through Fast Track Customer Service.

g. **Steelcraft Orders.** For all Steelcraft orders, changes or cancellations are allowed without penalty only if made within 48 hours of Company's order acknowledgment, and provided that the order has not shipped. Some exceptions do apply – please consult the factory. Changes are not allowed on Rapid Program orders after the order has been entered and acknowledged. After 48 hours of Company's order acknowledgment, all changes or cancellations are subject to a charge of 25% of the order. Unless otherwise specified by Company in writing, any changes to orders acknowledged by Company that affect the delivery date will be deemed a new order and will require acknowledgement by Company as provided in this Section. Additional products, features, terms and conditions regarding the Rapid Program are available on the Allegion customer website, **WHICH TERMS ARE EXPRESSLY INCORPORATED HEREIN BY REFERENCE.**

3. PRICES, INVOICES AND PAYMENT.

a. **Prices.** The prices in Company's Price Book are subject to change at any time, without notice to Customer. Company may charge Customer additional amounts if Customer requests special packing, marking, shipment, product modification, or engineering services. Oral prices specified by Company are null and void. Quote numbers must be referenced on Customer's purchase order in order for the Company's quoted pricing to apply. Orders that do not reference a quote number will receive buy program pricing or book net pricing. Quoted prices are for those specific products quoted for a specified job, and are subject to the Price Book in effect at the time the quote was issued by Company.

b. **Taxes.** Prices do not include any present or future federal, state or local property, license, privilege, sales, use, excise, gross receipts or other like taxes or assessments which may result from transactions or any services performed in connection therewith. Any taxes, charges, or duties imposed by any governmental authority on the sale of Deliverables will be paid by Customer, in addition to the selling price specified by Company.

c. **Payment Terms.** Company will deliver to Customer an invoice with each shipment of Deliverables hereunder. Customer will pay all invoiced amounts within 35 days of the invoice date, provided that Customer may take a 2% discount if Customer pays in cash and Company receives said payment within 20 days of the invoice date. For the avoidance of doubt, cash discounts do not apply to credit card payments. Customer will make all payments in United States dollars. Past due invoices will be subject to a late payment service charge of 1.5% per month on any overdue unpaid balance, equivalent to 18% per annum, or the maximum rate permitted by law, whichever is less. Customer shall reimburse Company for all costs of

collection, including, without limitation, reasonable attorneys' fees, for any overdue amount owed by Customer to Company, and such collection costs shall also be subject to interest charges.

4. QUOTATIONS.

a. **Project Quotations.** Project or new construction quotes are restricted to the specific project quoted for the quantities, finishes, and series of Deliverables referenced on the quote. Company reserves the right to require proof of sale of Company products for any quoted project.

b. **Stock Quotations.** Deliverables fulfilling stock quotations may only be used for the following: i) Stocking of the Customer's shelves for small, quick-turn, discretionary projects, or ii) Sale to a general contractor or installer for new construction. Stock quotations may not be used for any project containing any Company no-substitution, specified products. Deliverables purchased under Stock Quotations cannot be redistributed to other Customer branch locations or re-sold to other resellers or used for aftermarket sales, end-user annual contracts or sold over the counter to any walk in trade.

c. **General.** All quotes are subject to this Agreement, unless otherwise specified by Company, and are subject to change at any time prior to Company's acceptance of a purchase order referencing the applicable quote number. Company, its representatives and employees reserve the right, in their sole discretion and for any reason, to refuse a Customer's request to quote a price other than the standard list price, regardless of whether Company or its representatives or employees have previously quoted discounted prices to the Customer on some or all of its orders. Customer's failure to comply with this Section 4 will be considered a material breach of this Agreement, and will entitle Company to immediately terminate any purchase orders and/or Customer's ability to distribute Company's products.

5. SECURITY INTEREST. Customer grants Company, and Company retains, a purchase money security interest and lien on any and all of Customer's rights, title and interest in each Deliverable sold by Company to Customer, wherever located, until the invoice for the applicable Deliverable(s) is paid in full, including any late charges and costs of collection. Customer authorizes Company to, and will assist Company in, taking all necessary steps to perfect and maintain Company's interest in such Deliverables.

6. CREDIT TERMS. Unless Customer pre-pays all of its purchase orders in advance, its purchase orders will be subject to the credit limit and other terms of credit ("Credit Terms") set forth in Company's credit application, which Credit Terms Customer acknowledges are subject to change by Company at any time. Company reserves the right to request payment in advance of shipment or any order or to request adequate assurances for Customer's payment of an order and may withhold or stop shipment, without any liability to Company, until Customer submits payment or adequate assurance of payment.

7. RESALE OF DELIVERABLES. Customer agrees and warrants that it will offer Company products in support of Company-written specifications and will maintain sufficient inventory to adequately support End Users, installers, and/or general contractors' needs. Company may implement an MSRP or a resale pricing programs at any time in its sole discretion. Failure to comply with such program(s) will be considered a material breach of this Agreement, and will entitle Company to immediately terminate any purchase order and/or Customer's ability to distribute Company's products. Customer shall, at its own expense, gain and maintain sufficient knowledge of the industry and products competitive with Deliverables so as to be able to (a) explain in detail to End Users, installers, and/or general contractors the differences between the Deliverables and competing products, (b) ensure that an adequate number of trained, capable and qualified technical personnel with sufficient knowledge of the Deliverables and who have obtained all necessary licenses and permits are available to assist End Users, installers, and/or general contractors, and (c) respond to such End Users, installers, and/or general contractors with respect to the general operation and use of the Deliverables including, but not limited to, (1) acting as a liaison between the End Users, installers and/or general contractors and Company in matters requiring Company participation, (2) providing general product information and configuration support on standard protocols and features, (3) collecting relevant technical problem identification information, and (4) posting and distributing any warranty information concerning the Products in accordance with Company's instructions. Customer is responsible for all service and support resulting from the re-sale of any Deliverable to End-Users, installers and/or general contractors, examples of which may include, but are not limited to, support activities such as installation, initialization, software set-up, training, trouble-shooting, technical support and field service. In the event Customer is unwilling or unable to perform said support activities, Company reserves the right to recover from Customer any and all expenses incurred by Company to resolve the aforementioned End-User, installer and/or general contractor issues. Technical product training is recommended for Customer in order to fully service and support Deliverables purchased from Company that are resold to End-Users, installers and/or general contractors.

8. DEFAULT. If Customer is in default of payment or otherwise with respect to any purchase order or other contract with Company, Company shall have the right, in addition to all other legal remedies and without prejudice to any of its right hereunder, to defer further shipments under that or any other purchase order until such default is corrected and to declare all outstanding bills of Customer to be immediately due and payable.

9. INSPECTION AND DELIVERY.

a. **Inspection.** Customer will inspect all Deliverables immediately after receiving them. Customer will be deemed to have accepted the Deliverables unless Customer notifies Company in writing of any nonconformance within 10 days of delivery and provides Company written evidence reasonably documenting that nonconformance. Inspection of Deliverables at Company's facility is not permitted.

b. **Delivery.** Delivery schedules for Deliverables are based upon current production capacities, material or component availability, and inventory, and may be changed by Company as conditions require. Delivery schedules for services are based upon Company's prompt receipt of, and prompt access to, Customer's equipment and all information necessary to complete the services. In no event will any delivery date be construed as falling within the meaning of "time is of the essence." Partial delivery shall be accepted by Customer and paid for at the price and on the terms stated herein. Any partial delivery shall constitute a separate sale, and payment shall be separately made when due. If any part of a delivery hereunder is not delivered by Company in accordance with Customer's purchase order, this Agreement shall not be affected thereby.

10. TITLE & RISK OF LOSS. Unless otherwise specified by Company, (i) where the Customer is located in the United States, all Deliverables will be sold "Uniform Commercial Code, FOB Origin, Company's factory"; and (ii) where the Customer is located outside of the United

States, all Products will be sold "Ex-works, Company's factory (Incoterms 2010)." In either instance, title and risk of loss will pass to Customer upon delivery to the carrier at Company's factory, provided, however, as set forth herein, Company shall retain a security interest in the Deliverables until full payment has been made therefore, and Customer agrees, upon request, to do all things and acts necessary to protect Company's interest by adequately insuring the Deliverables against loss or damage from any cause and to have Company named as an additional insured. Customer will promptly provide Company with a copy of the relevant certificate of insurance upon Company's request.

11. SHIPPING.

a. **Freight Charges.** Company will ship all Deliverables in accordance with Company's freight shipment guidelines, which are set forth on the My Allegion Portal ("Freight Shipping Guidelines"), **WHICH TERMS ARE EXPRESSLY INCORPORATED HEREIN.**

b. **Rush Charges.** Expedited order options are available as set forth in Company's freight shipping guidelines.

c. **Packing and Marking.** Company will pack, mark, and ship Deliverables according to its standard procedures for shipment, unless the parties agree, in writing, that Company will comply with any special instructions provided by Customer. Special instructions may result in an increased price.

d. **International Shipments.** For all international orders, a Shipper's letter of instruction must be submitted in writing with the order. Failure to do so will result in the order being rejected. Complete adherence to this order requirement will be strictly enforced. Company will not be held liable for any charges resulting from delays due to lack of complete required information being supplied.

e. Once received by the Company, a Customer purchase order can only be combined with any other order or combined with Company brands (to qualify for freight allowances) in accordance with the Company's freight shipment guidelines, which are set forth on the My Allegion Portal ("Freight Shipping Guidelines").

12. CLAIMS. All claims must be submitted in writing to Company as follows: (i) All claims for prices must be submitted within thirty (30) days from the date of invoice; (ii) All claims regarding Deliverable quantity or incorrect orders must be submitted within ten (10) days from the date of delivery; (iii) All claims for damage to Deliverables (while in the care, custody, and control of Company) must be submitted within thirty (30) days from the date of invoice; (iv) All claims for loss or damage to Deliverables while in the care, custody, and/or control of a carrier will be the responsibility of Customer, unless otherwise agreed by the parties.

13. PRODUCT CHANGES. Company's product policy is one of ongoing update and revision, and accordingly, Company reserves the right to change, without notice, the design of, or the process of manufacturing, the Deliverables covered by this Agreement.

14. PRODUCT USAGE LIMITATION. Customer agrees: (i) not to sell or use a Deliverable in any manner contrary to the manner in which the Deliverable is intended to be used; and/ or (ii) not to modify the design of any Deliverable for use with another product without the prior written consent of Company.

15. PRODUCT RETURNS. Unless otherwise agreed by the parties in writing, Deliverables that are correctly furnished by Company per the purchase order may not be returned unless Customer receives written authorization from Company. If returns are authorized by Company, a return merchandise authorization ("RMA") number must be provided by Company. Deliverables identified under such RMA must be returned to Company within 90 days of issuance of the RMA. Such RMA number and any accompanying RMA documents, the original invoice number, and a written explanation for the return must be included with the returned Deliverables in order for Company to inspect and approve a credit for the return. **For warranty returns,** a credit in the amount of the original purchase price will only be issued if, after Company's receipt and inspection of the returned Deliverables, Company confirms, in its sole discretion, the defect is valid and approves the return. **For non-warranty returns/convenience returns,** in the event Company approves such a return, in its sole discretion, the following shall apply: (a) the total amount of Deliverables requested to be returned shall be a minimum of \$250.00; (b) a credit will be made to Customer's account in the amount of the original purchase price less freight and a handling charge of 45% of the net material on the original invoice; and (c) only Deliverables that are new, current, standard, non-obsolete, non-specially manufactured, unused, in their original condition as at the time of sale by Company to Customer, in their original packaging and in Customer's inventory less than 180 days from the date of shipment by the Company, and not ordered as part of a master key solution may be considered by Company for return. Such credit will only be issued if, after Company's receipt and inspection of Deliverables, Company approves the return. The amount of final credit will be determined upon receipt at the factory and following Company's inspection and analysis of the condition of the returned material. Company retains the right to deny credit to anyone for any reason.

16. CONFIDENTIAL INFORMATION.

a. **Non-Use And Non-Disclosure.** Customer shall not use the Confidential Information of the Company except for the purpose of performing its obligations under this Agreement or exercising the rights granted herein (the "Purpose"). Customer shall protect Confidential Information of the Company from disclosure and unauthorized use in the same manner that it protects its own Confidential Information, but in no event shall such standard of care be less than reasonable care. Customer may disclose Confidential Information of the Company only to its employees who require such information for the Purpose and who are subject to confidentiality obligations at least as protective as those set forth herein.

b. **Proprietary Information and Advice.** (a) All designs, data, and specifications provided by Company are proprietary and may not be disclosed or reused by Customer without the prior written consent of Company; (b) Company assumes no obligation or liability for any advice given by Company, the results obtained, or damages incurred as a result of such advice, and all such advice is given and accepted at Customer's risk.

c. **Return.** Upon the termination or expiration of a purchase order or this Agreement or upon the request of the Company, the Customer agrees to end all further use of, to immediately return to the Company the original version of, and to delete or destroy all copies of, any and all Confidential Information of the Company.

17. TRADEMARKS. Except as agreed to by Company in writing, Customer agrees not to (a) use Company's name in any form of publicity; or (b) use, create, register or market, directly or indirectly, in whole or in part, Company's names, logos, brands, or any other trademarks, or names that are now or may hereafter be owned by Company, as part of Customer's corporate or business name, as part of an internet domain name, uniform resource locator (URL), or in any way connected with Customer's business, trade address or other designations. Upon termination of this Agreement or upon the request of company for any reason, any use of Company's trademarks or names will be immediately discontinued.

18. LIMITED WARRANTY.

COMPANY MAKES NO OTHER WARRANTIES EXCEPT THOSE STATED IN COMPANY'S LIMITED WARRANTY IN EFFECT ON THE DATE COMPANY ACCEPTS EACH APPLICABLE PURCHASE ORDER ("LIMITED WARRANTY"). THE LIMITED WARRANTY MAY BE FOUND IN THE APPLICABLE PRICE BOOK AND ON THE ALLEGION CUSTOMER WEBSITE, WHICH TERMS ARE EXPRESSLY INCORPORATED HEREIN BY REFERENCE. COMPANY WILL MAIL CUSTOMER A HARD COPY OF THIS WARRANTY UPON CUSTOMER'S WRITTEN REQUEST. IN THE EVENT THAT CERTAIN DELIVERABLE WARRANTIES ARE NOT FURNISHED BY THE COMPANY TO CUSTOMER, COMPANY WARRANTS ONLY TO CUSTOMER THAT THE DELIVERABLES WILL BE FREE FROM DEFECTS IN MATERIAL AND WORKMANSHIP FOR A PERIOD OF 12 MONTHS FROM THE DATE OF SHIPMENT OF THE DELIVERABLES. COMPANY'S SOLE OBLIGATION UNDER THIS WARRANTY IS LIMITED TO REPAIRING OR REPLACING, AT COMPANY'S OPTION, THE DEFECTIVE DELIVERABLE, PROVIDED WRITTEN NOTICE OF THE DEFECT OR NONCONFORMANCE IS PROVIDED BY CUSTOMER WITHIN 30 DAYS OF DISCOVERY OF THE DEFECT OR NONCONFORMANCE. COMPANY DISCLAIMS ALL OTHER WARRANTIES, EXPRESS OR IMPLIED, WITH RESPECT TO THE DELIVERABLES, INCLUDING BUT NOT LIMITED TO, ANY IMPLIED WARRANTIES OF NON-INFRINGEMENT, MERCHANTABILITY, OR FITNESS FOR A PARTICULAR PURPOSE.

a. **Exclusions.** The provisions of this Limited Warranty do not apply to Deliverables that: (A) are not the proper size for the application; (B) are not installed in accordance with Company's published installation instructions; (C) are installed with improper or incorrect parts and/or are used for purposes for which they are not designed or intended; (D) have been repaired or altered without the Company's prior written consent; (E) have been subjected to misuse, abuse, negligence or accident; (F) have been improperly stored, installed, maintained or operated; (G) have been used in violation of written instructions provided by Company to Customer; (H) have been subjected to improper temperature, humidity, or other environmental conditions, or (I) have been affected by normal wear and tear. In addition, the provisions of this Limited Warranty do not apply to any defects or issues with the design or performance of equipment or products not manufactured by Company, nor does it apply to any code compliance or permit requirements for the assembly, installation, erection or construction of any goods. Company is not responsible for loss or damage resulting from use of Deliverables in conjunction with parts or systems not manufactured by Company. Accessories or products furnished by the Company, but manufactured by others, shall carry whatever warranty the manufacturers have conveyed to the Company and which can be passed to Customer.

b. **Services.** Company warrants that its services will be free from defects in material and workmanship for a period of 12 months from the date of completion of the particular items of service. Company's sole obligation under this service warranty is limited to repair or reperformance, at its option of the service, provided however, if repair or reperformance is either impractical or impossible, the Company will refund to Customer that portion of the price paid to Company for any defective service, provided written notice of the defect or nonconformance is provided by Customer within 30 days of discovery of the nonconformance.

c. **Notification.** Customer agrees to immediately notify Company in writing if any claim is made against Customer for any damages caused by any modules, parts, products, service or other Deliverables which may be the direct result of any defect in the manufacture of such aforementioned products. Customer agrees to cooperate with Company and its counsel in the defense of such claim and Customer agrees not to settle such claim without Company's written consent. If Customer fails to notify Company of such claim or fails to cooperate in such defense as aforesaid, then Company shall be discharged from any obligations under this Section and shall have no further liability to Customer.

d. **Exceptions.** The following costs and expenses are not covered by the provisions of these limited warranties: (i) labor costs for the removal and reinstallation of Deliverables or other manufacturer's products; (ii) shipping and freight expenses required to return Deliverables to Company; (iii) normal maintenance; and (iv) economic losses. In addition, the provisions of this warranty are not applicable to anything other than defects in Company's material (products only) or workmanship.

19. LIMITATION OF REMEDIES.

CUSTOMER'S EXCLUSIVE AND SOLE REMEDY ON ACCOUNT OF, OR IN RESPECT OF, THE FURNISHING OF NON-CONFORMING DELIVERABLES, SHALL BE TO (A) SECURE REPAIR OR REPLACEMENT OF THE PRODUCTS; OR (B) SECURE REPAIR OR RE-PERFORMANCE OF THE SERVICES OR TO OBTAIN A REFUND OF THE PRICE PAID FOR THE DEFECTIVE SERVICE, ALL AT COMPANY'S OPTION. IN NO EVENT WILL THE COMPANY'S MAXIMUM LIABILITY EXCEED THE SELLING PRICE FOR THE DELIVERABLE. THE WARRANTY, OBLIGATIONS AND LIABILITIES OF COMPANY (INCLUDING ITS SUPPLIERS) AND THE RIGHTS AND REMEDIES OF CUSTOMER ARE EXCLUSIVE AND ARE IN LIEU OF AND CUSTOMER HEREBY WAIVES AND RELEASES ALL OTHER WARRANTIES, OBLIGATIONS, REPRESENTATIONS OR LIABILITIES EXPRESS OR IMPLIED ARISING BY LAW, IN CONTRACT, TORT (INCLUDING NEGLIGENCE OR STRICT LIABILITY) OR OTHERWISE, INCLUDING BUT NOT LIMITED TO (I) ANY IMPLIED WARRANTY OF MERCHANTABILITY OR FITNESS FOR A PARTICULAR PURPOSE OR ANY WARRANTY IMPLIED THROUGH COURSE OF PERFORMANCE, COURSE OF DEALING, OR USAGE OF TRADE OR (II) CLAIMS ARISING OUT OF THE NEGLIGENCE OF COMPANY OR COMPANY'S SUPPLIERS OR (III) ANY OTHER CLAIM ARISING OUT OF, CONNECTED WITH, OR RESULTING FROM THE PERFORMANCE OF COMPANY OR FROM THE DESIGN, MANUFACTURE, SALE, REPAIR, LEASE OR USE OF THE DELIVERABLE, OR ANY COMPONENT THEREOF, DELIVERED OR RENDERED HEREUNDER OR OTHERWISE.

20. INDEMNIFICATION AND LIMITATION OF LIABILITY. a. Customer shall indemnify, defend and hold Company, and its officers, directors, employees, customers, Affiliates, suppliers, users and agents, (collectively the "Indemnitees") harmless from and against any and all damages, claims, losses, expenses, costs, obligations, liabilities, including without limiting the generality of the foregoing, liabilities for court costs and attorneys' fees,

Terms and Conditions

suffered directly or indirectly by an Indemnitee by reason of, or arising out of any injury, death or loss to any person, or injury to any property (collectively, "Damages"), received or sustained by any person(s) or property, arising out of, occasioned by, attributable or related to i) any breach of any representation or warranty made by Customer, its officers, directors, employees, affiliates, users, agents, representatives or customers to Company or any third party, (ii) any failure by Customer to perform or fulfill any of its covenants, acts and/or omissions to Company or to any third party, or (iii) any litigation, proceeding or claim by any third party relating in any way to the obligations of Customer and/or the Deliverables sold by Company to Customer hereunder. Customer shall not consummate any settlement of any indemnified claim without the Indemnitees' prior written consent. Customer's obligation to indemnify Indemnitees will continue in full force and effect notwithstanding the termination or expiration of any order under this Agreement. In any claim against an Indemnitee by an employee of Customer or any subcontractor or anyone directly or indirectly employed by any of them or anyone for whose acts they may be liable, the indemnification obligations set forth in this Section shall not be limited in any way by or for Customer or any subcontractor under any applicable worker's compensation act, disability or other employee benefit act, or insurance coverage. This provision shall survive termination of any order or Agreement. **IN NO EVENT WILL COMPANY, ITS OFFICERS, DIRECTORS, EMPLOYEES, CUSTOMERS, AFFILIATES, USERS AND AGENTS, (NOR COMPANY'S SUPPLIERS) BE LIABLE FOR ANY INCIDENTAL, CONSEQUENTIAL, INDIRECT, SPECIAL, OR PUNITIVE DAMAGES OF ANY KIND OR NATURE UNDER ANY CIRCUMSTANCES INCLUDING, BUT NOT LIMITED TO, LOSS OF USE OF THE PRODUCTS, SERVICE INTERRUPTION, LOSS OF PROFITS, LOSS OF REVENUE, LOSS OF INTEREST, LOST GOODWILL, LOSS OF DATA, WORK STOPPAGE, IMPAIRMENT OF OTHER GOODS, LOSS BY REASON OF SHUTDOWN OR NON-OPERATION, INCREASED EXPENSES OF OPERATION, OR CLAIMS OF CUSTOMER'S CUSTOMERS, OR ANY OTHER LOSSES OR DAMAGES ARISING OUT OF ANY LACK OR LOSS OF USE OF THE DELIVERABLES WHETHER BASED ON CONTRACT, WARRANTY, TORT (INCLUDING, BUT NOT LIMITED TO, STRICT LIABILITY OR NEGLIGENCE), PATENT INFRINGEMENT, OR OTHERWISE, EVEN IF ADVISED OF THE POSSIBILITY OF SUCH DAMAGES.**

b) **INTELLECTUAL PROPERTY INDEMNITY.** Company makes no representation or warranty to the Customer that the Deliverables shall not infringe any intellectual property rights including, without limitations, claims arising from patent, copyright, trademark, trade secret, or other intellectual property infringement. Customer agrees to hold Company harmless from and defend the Company against any such claim of intellectual property infringement, including any Damages resulting from that claim, the cost of complying with any preliminary or permanent injunction, and all other costs of defense (including the attorneys' fees and costs), in connection with the foregoing.

c) To the extent that applicable law does not permit any limitations set out in this Agreement, such limitation shall not be applied or invoked. Nothing in this Agreement will be interpreted to disclaim liability of Company or the Indemnitees for gross negligence or willful misconduct. The limitations of remedy and liability herein shall not be interpreted to affect Company's obligations, if any, for claims for (i) property damage, (ii) personal injury, or (iii) wrongful death asserted by persons who are not parties to or beneficiaries of this Agreement. Further, the limitations of remedy and liability herein shall not be interpreted to limit Company's or Customer's right, if permitted by applicable law, to assert a claim for contribution among joint tortfeasors in connection with a claim by a person who is not a party to this Agreement.

21. CERTIFICATIONS. Certification of Deliverables for compliance with UL and ANSI standards are tested and performed by third-party independent laboratories. Any field modification or alteration of certified Deliverables will void certification and Company is not liable to Customer to certify any modified or altered Deliverable.

22. TERM FOR CLAIMS. NO ACTION ARISING OUT OF ANY CLAIMED BREACH OF THIS AGREEMENT BY COMPANY MAY BE BROUGHT BY CUSTOMER MORE THAN ONE (1) YEAR AFTER THE CAUSE OF ACTION HAS ARISEN.

23. CONSUMER PRODUCTS WITH RESPECT TO "CONSUMER PRODUCTS" AS DEFINED UNDER THE MAGNUSON-MOSS WARRANTY ACT ("MMWA"), THE FOLLOWING STATEMENTS ARE MADE. (A) SOME STATES OR LOCAL LAWS DO NOT ALLOW LIMITATIONS ON HOW LONG AN IMPLIED WARRANTY LASTS, SO THE ABOVE LIMITATION MAY NOT APPLY TO YOU; (B) IF ANY IMPLIED WARRANTY IS PROVIDED UNDER THE MMWA, IT IS LIMITED TO THE DURATION OF THE WARRANTY PROVIDED IN SECTION 18 ABOVE. (C) SOME STATES OR LOCAL LAWS DO NOT ALLOW THE EXCLUSION OR LIMITATION OF INCIDENTAL OR CONSEQUENTIAL DAMAGES, SO THE ABOVE LIMITATION OR EXCLUSION MAY NOT APPLY TO YOU; AND (D) THIS WARRANTY GIVES YOU SPECIFIC LEGAL RIGHTS AND YOU MAY ALSO HAVE OTHER RIGHTS WHICH VARY FROM STATE TO STATE OR LOCATION TO LOCATION.

24. FORCE MAJEURE/EXCUSABLE DELAY. Any delay or failure of Company to perform its obligations hereunder will be excused to the extent that it is caused by an event or occurrence beyond Company's control such as, by way of example and not by way of limitation, acts of God, acts by any governmental authority (whether valid or invalid), governmental laws and regulations not presently in effect, fires, floods, windstorms, explosions, riots, natural disasters, wars, sabotage, accidents, labor problems (including, without limitation, lockouts, strikes, and slowdowns) at Company's facility, its source plant or their suppliers, inability to obtain power, material, labor equipment, or transportation, or court injunction or order. The delivery date will be extended for a time equal to that of the delay and the schedule for Company's performance will be deemed adjusted to that effect.

25. ENTIRE AGREEMENT AND AMENDMENT. This Agreement, together with the attachments, exhibits, webpages, or supplements specifically referenced and incorporated herein, constitute the entire agreement between Company and Customer with respect to the matters contained herein and supersede all previous communications, representations, or agreements, either oral or written between Company and Customer. No agreement or understanding varying or expanding this Agreement will be binding upon either party unless it is in writing and signed by a duly authorized representative of each party hereto.

26. CONFLICTS. In the event of any conflict or inconsistency between the terms of any agreement, or any part of an agreement or the various documents (including, but not limited to, electronic documents) between Company and Customer, unless the parties agree otherwise in writing, the various components of the agreements shall be given the following precedence (in descending order of precedence): a) any master agreement or long term agreement between Company and Customer; b) any specific terms, conditions and/or warranties of the individual products or Deliverables; c) the terms and conditions of this Agreement, and d) any purchase order.

27. UNSATISFACTORY CREDIT/TERMINATION FOR INSOLVENCY OR DEFAULT.

Customer shall furnish Company with statements evidencing Customer's financial condition as Company may, from time to time, reasonably request, and shall notify Company immediately of any and all events that may have a material adverse effect on Customer's business or financial condition. If Company determines, in its sole discretion, that Customer's financial condition or creditworthiness is inadequate or unsatisfactory, then in addition to Company's other rights, Company may without liability or penalty, take any of the following actions: (i) modify the payment terms for any outstanding and/or future purchases; (ii) cancel any previously accepted orders; (iii) delay any further shipment of Deliverables to Customer; or (iv) any combination of the above.

Company may immediately terminate an order from Customer by giving written notice to Customer in the event of the happening of any of the following or any other comparable event: (i) insolvency of the Customer; (ii) filing of a petition in bankruptcy by or against the Customer; (iii) appointment of a receiver or trustee for the Customer; (iv) execution of an assignment for the benefit of creditors by the Customer, all of which will allow Company to demand reclamation of all affected orders; (v) Customer ceases or threatens to cease to trade; (vi) Company determines that Customer does not meet or no longer meets the credit requirements of Company or Customer's credit account is closed; (vii) any Customer violation of law, specifically including, without limitation, those laws set forth in this Agreement.

In the event of termination in accordance with this section, Company will not be obligated to accept any existing or additional orders from Customer and Company will be released from its obligation to deliver under orders accepted prior to such termination. The rejection or termination of any order by Company will not entitle Customer to any termination or severance compensation, or to any payment in respect to any goodwill established by Customer, or render Company liable for damages on account of the loss of prospective profits, or on account of any loss, expenditure, investment or obligation incurred or made by Customer.

No action taken under this Section 27 by Company (nor any failure of Company to act under this Section 27) will constitute a waiver by Company of any of its rights to enforce Customer's obligations, including the obligation of Customer to make payments as required under this Agreement. Upon termination of any order, all amounts owed by Customer to Company will become immediately due and payable, whether or not otherwise then due or payable.

28. CREDIT RISK ON RESALE OF DELIVERABLES. Customer is responsible for all credit risks with respect to, and for collecting payment for, all Deliverables sold to third parties (including End Users, installers, and/or general contractors) whether or not Customer has made full payment to Company for such Deliverables. The inability of Customer to collect payment for any Deliverable shall not affect Customer's obligation to pay Company for any Deliverable.

29. GOVERNING LAW; VENUE; AND EXPENSES. Any dispute or claim relating to this Agreement shall be governed by and construed according to the laws of the State of Indiana (excluding its conflict of laws principles); and not by the provisions of the 1980 United Nations Convention on the International Sale of Goods. Any disputes or claims shall be instituted and maintained in the courts of the State of Indiana. Customer consents to the exercise of jurisdiction over it by such courts and agrees that Indiana is not an inconvenient forum for any action arising from or relating to this Agreement. Customer agrees to pay for all expenses (including, but not limited to, collection costs, court costs and attorneys' fees) incurred by Company in enforcing the obligations of Customer under this Agreement.

30. RELATIONSHIP OF THE PARTIES. Nothing in this Agreement or any other document creates an employment, partnership, joint venture, or agency relationship between Company and Customer, including that of franchisee/franchisor. No party will have any power or authority to enter into any commitment on behalf of or otherwise bind the any other party on any matter. No employee of Customer will be deemed to be an employee of Company. If any provision of this Agreement is deemed to create a franchise relationship or business opportunity between the Parties, then Company may terminate any purchase order or this Agreement or the Parties shall negotiate in good faith to modify this Agreement so as to effect the original intent of the Parties as closely as possible in a mutually acceptable manner in order that the transactions contemplated hereby are consummated as a reseller agreement and not a franchise or business opportunity agreement.

31. SETOFF. Customer does not have the right to setoff or to back charge against any amounts which become payable to Company under this Agreement or otherwise. Company will not accept responsibility for backcharges for the cost of material or labor by Customer or any third party.

32. ELECTRONIC COMMUNICATIONS AND ELECTRONIC SIGNATURES. Both parties expressly agree to electronic transactions and acknowledge that documents they sign electronically will bind them to the same extent as a paper signature. Customer represents and warrants to Company that only employees authorized to bind Customer legally shall electronically sign any document under this Agreement. Customer shall comply with any method of electronic communication/payment processing specified by Company, including electronic funds transfer, pay-on-receipt processes/systems, order transmission, releases, electronic signature, and electronic communication systems, including, without limitation, the use of electronic data interchange ("EDI") portals. Notwithstanding the foregoing, e-mails, even those containing a signature block of one of Company's representatives, shall not constitute a signed writing.

33. COMPLIANCE WITH APPLICABLE LAWS.

a. **General.** Company and Customer will comply with all applicable federal, state and municipal laws, regulations, codes, ordinances and orders that pertain to the Deliverables, including but not limited to full compliance with any applicable provisions of The Health Insurance Portability and Accountability Act. Where the Customer is located outside the United States, or where the customer intends to ship the product outside the United States, the Customer shall be responsible for compliance with all U.S. export laws, and for filing all U.S. Electronic Export Information, as applicable.

b. The Customer acknowledges and agrees that: (i) it shall not violate applicable laws and regulations in performing its duties under this Agreement; (ii) it does not and shall not engage in any conduct that shall violate any applicable anti-bribery or anti-corruption laws or regulations; (iii) it (and its owners, officers, directors, employees and agents) shall not pay, offer, promise or authorize the payment of, either directly or indirectly, anything of value (including but not limited to cash, gifts and entertainment) to (a) any government official or employee of any government; (b) any official or employee of any department, agency, or

instrumentality of a government; (c) any employee of any corporation or entity owned or controlled by a government; (d) any family member of such officials or employees; (e) any political party, party official, or political candidate; or (f) any other persons, owners, officers, directors, employees and agents of any corporation or entity; to improperly or illegally assist in obtaining or retaining business (including but not limited to any contracts, avoidance of duties or reduction of tariffs, reduction of taxes or to obtain money owed, or to obtain regulatory approval) or for the purpose of causing, soliciting or inducing the sale and purchase of the Deliverables by any party, and (iv) it has full knowledge of and will comply with the Company's Code of Conduct for Business Partners as set forth on the Allegion customer website, **WHICH IS HEREBY INCORPORATED BY REFERENCE.**

c. The Customer shall indemnify and hold the Company harmless from any claim, demand, expense or cost arising from any breach of this Article.

d. The Customer shall permit the Company to conduct an audit or review of the Customer's financial books and records and business operations at such other times that the Company considers it necessary to confirm compliance with this provision. Such audit may be conducted by representatives of the Company or, at the Company's sole discretion, by a certified public accounting firm selected by the Company. The Customer shall cooperate with any inquiries from the Company's Ethics & Compliance Group.

e. A violation of this provision constitutes a material breach of this Agreement and the Company may terminate any purchase order or this Agreement immediately, with no opportunity to cure, in accordance with Section 27 of this Agreement.

f. Notwithstanding the foregoing provisions of this Section 33, (i) Company is not responsible for obtaining or maintaining any permits for the performance of services or the verification or compliance with any code requirements relative to the performance of services, (ii) to the extent any sale of Deliverables pursuant to this Agreement may require approval of the U.S. Government, Company's obligations under this Agreement are conditioned upon the grant of such approval and upon compliance by Customer with any restrictions imposed by the U.S. Government in connection with such approval, and (iii) in the event the Deliverables are to be used in a nuclear facility, the Customer shall, prior to such use, arrange for insurance or governmental indemnity protecting Company against liability. The Customer hereby releases and agrees to indemnify Company and its suppliers for any nuclear damage including, but not limited to, loss of use, in any manner arising out of the nuclear incident, whether alleged to be due, in whole or in part by Company or its suppliers.

g. **No Inducements.** Each party represents to each other that neither it nor any person acting on its behalf has, in contravention of any applicable law, given or offered to give or will give or offer to give, any sum of money or other material consideration to any person, directly or indirectly, as an inducement to obtain business hereunder or to influence the granting of licenses or other governmental permissions to enter into this Agreement or perform obligations hereunder.

h. **Equal Employment Opportunity.** Company is a U.S. federal contractor that complies with Executive Order 11246, as amended, and applicable regulations in 41 CFR Parts 60-1 through 60-60, 29 U.S.C. § 793 and applicable regulations in 41 CFR § 60-741; and 28 U.S.C. § 4212 and applicable regulations in 41 CFR Part 60-250 and 60-300. **THE FOLLOWING PROVISIONS ARE INCORPORATED HEREIN BY REFERENCE:** Executive Order 11246, as amended by Executive Order 13672, and 41 CFR § 60-4.3(a); Executive Order 11701 and 41 CFR § 60-250.5(a), 60-300.5; Executive Order 11758 and 41 CFR § 60-741.5(a); U.S. immigration laws, including the L-1 Visa Reform Act of 2004 and the H-1B Visa Reform Act of 2004; and Executive Order 13496.

i. **Ethical Business Conduct.** Customer shall adopt and comply with Company's Business Partner Code of Conduct which is **EXPRESSLY INCORPORATED HEREIN BY REFERENCE.**

34. REPRESENTATIONS AND WARRANTIES. Customer represents, warrants and covenants to Company that: (a) it has the right, power, and authority to enter into this Agreement and fully perform its obligations hereunder; (b) it has all necessary rights in and to its respective Content and Marks for use within the scope of this Agreement, including the licenses granted herein; and (c) it complies, and at all times shall comply, with all laws, rules, and regulations in effect that are applicable to its performance under this Agreement, including obtaining all such approvals and/or permits as may be required hereunder.

35. NO THIRD-PARTY BENEFICIARY. Each party is entering into this Agreement solely based on the representations contained herein for its own purposes and not for the benefit of any third party.

36. NOTICES AND CHANGE OF ADDRESS. All notices or other communications under this Agreement shall be in writing and delivered in person, or sent by receipted courier, express mail, e-mail, or postage prepaid certified or registered mail, addressed to the party for whom it is intended, at the addresses set forth in this Agreement. Either party may change its address for notice by giving written notice to the other party. Any notice or other communication shall be deemed given no later than the date actually received. Notice by courier, express mail, certified mail, or registered mail shall be deemed given on the date it is officially recorded as delivered and, in the absence of such record of delivery, it shall be rebuttably presumed to have been delivered on the third Business Day after it was deposited. Notices sent by e-mail require tangible confirmation of receipt from addressee.

37. ASSIGNMENT. Customer may not assign this Agreement without the prior written consent of Company. Company may assign its rights and delegate its duties under this Agreement, without the prior consent of Customer, to an Affiliate, or to a third party in the event of a spin-off, merger, business combination, consolidation or sale of all, or substantially all, of its assets or business that are related to this Agreement. The rights and duties in this Agreement shall bind and inure to the benefit of any such assignee.

38. SEVERABILITY. If any provision of this Agreement is held to be invalid, illegal, or unenforceable under any statute, regulation, ordinance, executive order, or other rule of law, that provision will be deemed severed to the extent necessary to comply with such statute, regulation, ordinance, order, or rule. In the event such provision is deemed severed, the parties will negotiate in good faith to arrive at an alternative arrangement approximating the original business objective of the parties. The remaining terms and conditions of this Agreement will remain in effect.

39. NO IMPLIED WAIVER. The failure of either party at any time to require performance by the other party of any provision of this Agreement will in no way affect the right to require such performance at any time thereafter, nor will the waiver of either party of a breach of any provision of this Agreement constitute a waiver of any succeeding breach of the same or any other provision.

40. MISCELLANEOUS. (a) This Agreement does not make either party the agent or legal representative of the other party. Neither party is authorized to create any obligation on behalf of the other party including, but not limited to, the obligation for payment of any

service or warranty obligation hereunder; (b) The rights and remedies herein reserved to Company are cumulative and additional to any other rights and remedies provided at law or equity; (c) The official text of this Agreement is in the English language. If this Agreement is translated into another language, the English text will govern any question with respect to interpretation; (d) The headings in this Agreement are for convenience of reference only and do not affect the meaning of this Agreement in any manner.

DEFINITIONS.

Capitalized terms have the meanings set forth in this Section, or in the Section in which they first appear in this Agreement.

"Agreement" means these Allegion Terms and Conditions of Sale and Service, together with any applicable Country Supplement or Region Supplement provided by Company, and all of the documents referenced herein or therein.

"Affiliate" means any Person that directly or indirectly, through one or more intermediaries, controls, is controlled by, or is under common control with, the Company. The term "control" (including the terms "controlled by" and "under common control with") means the possession, directly or indirectly, of the power to direct or cause the direction of the management and policies of a Person, whether through the ownership of voting securities, by contract or otherwise.

"Business Day" means any day except Saturday, Sunday or any other day on which commercial banks located in the United States are authorized or required by Law to be closed for business.

"Company" means Schlage Lock Company, LLC or any subsidiary or affiliate thereof selling products that are part of the Allegion product portfolio. Schlage Lock Company and/or its subsidiary or affiliates will be severally but not jointly liable under the Agreement.

"Company Marks" refers to the Marks of Company.

"Confidential Information" shall mean any and all information provided by either party to the other party pertaining to the disclosing party's business. Confidential Information shall include, but not be limited to, any bidding lists, formulae for products, manufacturing processes, production techniques, packaging processes, methods, research materials, ideas, marketing plans and related materials, quality standards, test results and data, apparatus, engineering drawings, contract documents, computer software, hardware, or firmware, business activities information such as financial information, reports, projections, books and records, customer and supplier information, and operations, customer and supplier lists and data, specifications, know how, and other Proprietary Information or Trade Secrets (as defined herein) that either party may furnish to the other party. Confidential Information shall not include information that: (a) is or becomes publicly known if such public knowledge or disclosure is not the result of any act or failure to act on the part of the receiving party; (b) is, at the time of disclosure, already known to the Receiving Party without utilizing the Confidential Information; (c) is information disclosed to the Receiving Party by a third party which is not to the Receiving Party's knowledge, after inquiry of the third party, under a duty of confidentiality to the Disclosing Party; or (d) is independently developed by the Receiving Party without the use of Confidential Information. The Receiving Party shall have the burden of proof as to prior knowledge and absence of breach. Confidential Information may be furnished in any tangible or intangible form including, but not limited to, writings, drawings, computer and other electronic media, logic diagrams, component specifications, graphs, prototypes, samples, or verbal communications and regardless of whether such information is marked or designated as "confidential." For the avoidance of doubt, all information, knowledge or data disclosed by Company to Customer, regardless of whether disclosed in written, tangible, oral, visual or other form, including, without limitation, sample products, equipment, software, or other objects or material, provided by Company to Customer, and all information, knowledge or data which was obtained by Customer from visits to Company's facilities, shall be considered "Confidential Information" under this Agreement.

"Content" means all information (including without limitation any text, music, sound, photographs, video, graphics, data or software), in any medium, on a particular Company Web page or Website or in Marketing Materials.

"Customer" means the purchaser of Deliverables from Company.

"Deliverables" means any good or service or both purchased by Customer from Company under these General Terms and Conditions of Sale and Service.

"End Users" means the purchaser that (a) has acquired a Deliverable from Customer for (i) its own and its Affiliate's/Affiliates' internal use and not for resale, remarketing or distribution or (ii) incorporation into its own products and (b) is an individual or entity, other than any federal, state or local agency, office or division.

"IP" means all intellectual property and industrial property rights comprising or relating to/ of the following: (a) Patents; (b) Trademarks; (c) internet domain names, whether or not Trademarks, registered by any authorized private registrar or Governmental Authority, web addresses, web pages, website and URLs; (d) works of authorship, expressions, designs and design registrations, whether or not copyrightable, including copyrights and copyrightable works, software and firmware, application programming interfaces, architecture, files, records, schematics, data, data files, and databases and other specifications and documentation; (e) Trade Secrets; and (f) all other intellectual property and industrial property rights, and all rights, interests and protections that are associated with, equivalent or similar to, or required for the exercise of, any of the foregoing, however arising, in each case whether registered or unregistered and including all registrations and applications for, and renewals or extensions of, such rights or forms of protection pursuant to the Laws of any jurisdiction throughout in any part of the world.

"Marketing Materials" means all marketing brochures, buckslips, pamphlets, emails, text, call scripts or other material, whether in printed format, audio or audiovisual format, or in any other format, that contain any (i) Content relating to the Company Deliverables or (ii) Company Marks.

"Marks" means collectively the domain names, trademarks, trade names, service marks, trade dress, logos, and the like used or provided by either party for use in connection with this Agreement.

"Patents" means all patents (including all reissues, divisionals, provisionals, continuations and continuations-in-part, re-examinations, renewals, substitutions and extensions thereof), patent applications, and other patent rights and any other Governmental Authority-issued indicia of invention ownership (including inventor's certificates, petty patents and patent utility models).

"Person" means a person or entity.

"Price Books" mean Company's current Price Book in effect for the applicable Deliverable being purchased by Customer.

"Trade Secrets" means and includes business or technical information of either party, including processes, formulas, devices, techniques, compilations and other material that a party attempts to maintain in secret and that derive commercial value for such party from not being generally known to the public or readily ascertainable through independent development or reverse engineering.

DOOR CLOSER SPECIALISTS

Since its founding in 1926, LCN has specialized in solving door control problems through the use of high quality, innovative door control products. By adhering to high standards of performance, LCN has earned a leadership role within the industry and is committed to meeting door control challenges of the future. With representatives located throughout the world, LCN provides the products and services necessary to solve your door control problems.

The LCN formula for success



Cast Iron

Heavy-duty cast iron. There isn't a stronger, harder, more reliable material for door closers that are expected to deliver millions of cycles. Cast iron is more compatible with high grade steel components and is more resistant to the wear of millions of opening/closing cycles.



Princeton, IL

LCN has been manufacturing its door closers in Princeton, IL since we moved from Chicago in 1949. We're committed to continuing to provide the quality you expect, from a brand you trust most.



Forged Steel Arms

The closing power and control generated within LCN closers is transferred to the door through forged steel arms. Forged steel arms have greater strength, better appearance and less bulk.



Patented Green Dial

The patented green dial was first introduced on the 4040 in the year 2000. The green dial indicates the spring size setting on the closer which allows for fast and accurate installation and maintenance.



Heat-Treated

LCN forged steel pinions have larger, stronger teeth and are double heat-treated for the greatest possible strength on the shaft. Heat treating makes the pinion harder, better able to resist wear after years of service and results in less stress on the cylinder.



Special Templates

When a standard door closer won't do the job, there is only one proven, reliable source for special solutions—LCN. With over 3,000 special templates on file, LCN can provide a door control solution for one-of-a-kind doors such as vault, balanced, oversized and arch doors.



All Weather Fluid

LCN uses a special formula hydraulic fluid that acts as an insulator to keep closer components working smoothly. This unique all-weather hydraulic fluid eliminates the need for seasonal adjustments.



Customer Care

Call us! We're ready to assist with your door control needs.

COMPLETE DOOR CLOSERS

PRICE LIST

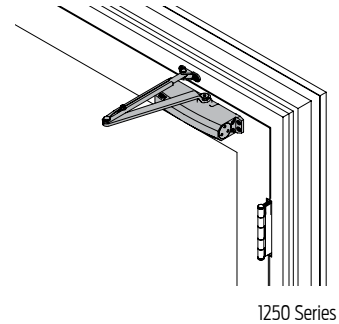
CLOSER SERIES		STANDARD POWDER COAT FINISHES	PLATED FINISHES			S H E E T P I G H T	
SERIES NUMBER	ARM TYPE	AL (689) DKBRZ (695) BRASS (696) LTBRZ (691) STAT (690) BLACK (693)	US26D	US 3 US 4 US10	US 10B US 15 US 26		

1250 Series - Surface Mount

1250	Rw/PA*	\$185	N/A	N/A	8
1250	Rw/62A	200	N/A	N/A	7
1250	LONG	185	N/A	N/A	7
1250	Hw/PA*	215	N/A	N/A	10
1250	HLONG	215	N/A	N/A	10
1250	EDA	230	N/A	N/A	8
1250	HEDA (Handed)	255	N/A	N/A	8
1250	CUSH	255	N/A	N/A	9
1250	HCUSH	305	N/A	N/A	9
1250	SCUSH	305	N/A	N/A	9
1250	SHCUSH	355	N/A	N/A	9

Add for; Slim Cover (**SLIM**) (\$15), Custom Powder Finish (**RAL**) (\$30), Brite Metallic (**MTLPC**) (\$60), TORX Fasteners (**TORX**) (\$12), Buy American Act (**AL or DKBRZ Only**) (**BAA**) (\$20)

*Note - When BAA (Buy American Act) is required for 1250 Rw/PA and Hw/PA in AL or DKBRZ please designate BAA when ordering. Buy American Act (BAA) (\$20) for 1250 Rw/PA and Hw/PA in AL or DKBRZ. For parts & accessories, see page 50

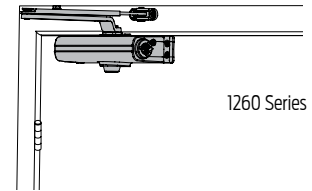


1250 Series

1260 Series - Surface Mount

1261	REG	\$231	N/A	N/A	11
1261	Rw/PA	236	N/A	N/A	12
1261	Rw/62A	251	N/A	N/A	12
1261	LONG	231	N/A	N/A	11
1261	H	258	N/A	N/A	11
1261	Hw/PA	263	N/A	N/A	12
1261	HLONG	258	N/A	N/A	11
1261	EDA	258	N/A	N/A	13
1261	EDA w/62G	258	N/A	N/A	13
1261	HEDA (Handed)	283	N/A	N/A	13
1261	HEDA w/62G (Handed)	283	N/A	N/A	13
1261	CUSH	283	N/A	N/A	12
1261	HCUSH	333	N/A	N/A	12


Add for; Slim Cover (**SLIM**) (\$9), TORX Fasteners (**TORX**) (\$12), Special Rust Inhibitor (**SRI**) (\$36)
For parts & accessories, see page 50.



1260 Series

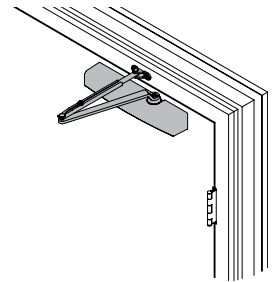
COMPLETE DOOR CLOSERS

PRICE LIST

CLOSER SERIES		STANDARD POWDER COAT FINISHES	PLATED FINISHES			S H E E T P I N T	
SERIES NUMBER	ARM TYPE	AL (689) DKBRZ (695) BRASS (696) LTBRZ (691) STAT (690) BLACK (693)	US26D	US 3 US 4 US 10	US 10B US 15 US 26		

1450 Series - Surface Mount

1450Rw/PA*	\$250	\$528	\$607	9
1450Rw/62A	265	543	622	9
1450LONG	250	478	542	8
1450Hw/PA*	280	535	620	11
1450HLONG	280	485	555	11
1450EDA	295	595	665	9
1450EDA w/62G	295	595	665	9
1450HEDA (Handed)	320	620	690	10
1450HEDA w/62G (Handed)	320	620	690	10
1450CUSH	320	620	690	9
1450HCUSH	370	670	740	10
1450SCUSH	370	670	740	10
1450SHCUSH	420	720	790	10



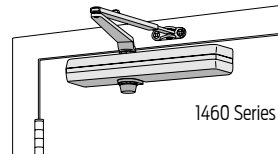
1450 Series

Add for; Delay Action (**DEL**) (\$40), Full Metal Cover (**MC**) (\$30), Full Plastic Cover (**FC**) (\$10), TORX Fasteners (**TORX**) (\$12), Custom Powder Finish (**RAL**___) (\$30), Brite Metallic (**MTLPC**) (\$60), Buy American Act (**BAA**)* (\$20)

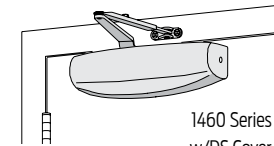
*Note - When BAA (Buy American Act) is required for 1450 Rw/PA and Hw/PA in AL or DKBRZ please designate BAA when ordering. Buy American Act (BAA) (\$20) for 1450 Rw/PA and Hw/PA in AL or DKBRZ. For parts & accessories, see page 50.

1460 Series - Surface Mount

1461REG	\$296	\$537	\$603	9
1461Rw/PA	301	587	668	11
1461Rw/62A	316	602	683	11
1461LONG	296	537	603	9
1461H	323	545	619	10
1461Hw/PA	328	595	684	11
1461HLONG	323	545	619	10
1461HD	312	552	619	9
1461HD/PA	317	602	684	11
1461HDw/62A	332	617	699	11
1461HD/LONG	312	552	619	10
1461EDA	323	636	707	12
1461EDA w/62G	323	636	707	12
1461HEDA (Handed)	348	661	730	12
1461HEDA w/62G (Handed)	348	661	730	12
1461CUSH	348	661	730	11
1461HCUSH	398	711	780	11
1461SCUSH	398	711	780	11
1461SHCUSH	448	761	830	11



1460 Series



1460 Series
w/DS Cover

Add for; Delay Action (**DEL**) (\$30), Designer Series Cover (**DS**) (\$25), Full Cover (**FC**) (\$5), TORX Fasteners (**TORX**) (\$12), Special Rust Inhibitor (**SRI**) (\$36), Custom Powder Finish (**RAL**___) (\$30), Brite Metallic (**MTLPC**) (\$60)

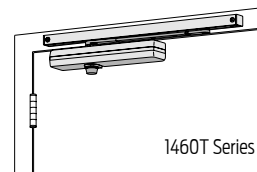
For parts & accessories, see page 51.

1460T Series - Surface Mount

1460T, 1461T.....STD	\$359	\$593	\$660	12
1460T, 1461T.....H	379	613	680	12
1460T, 1461T.....BUMPER	369	603	670	12
1460T, 1461T.....H BUMPER	389	623	690	12

Add for; Delay Action (**DEL**) (\$30), Designer Series Cover (**DS**) (\$25), Full Cover (**FC**) (\$5), TORX Fasteners (**TORX**) (\$12), Special Rust Inhibitor (**SRI**) (\$36), Custom Powder Finish (**RAL**___) (\$30), Brite Metallic (**MTLPC**) (\$60)

For parts & accessories, see page 51.



1460T Series

COMPLETE DOOR CLOSERS

PRICE LIST



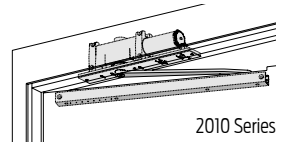
CLOSER SERIES		STANDARD POWDER COAT FINISHES	PLATED FINISHES			S H E E T P I N C H E T
SERIES NUMBER	ARM TYPE		US26D	US 3 US 4 US 10	US 10B US 15 US 26	

2010 Series - Concealed (Requires Handing)

2011, 2013-2016	STD	\$549	\$828	\$921	13
2011, 2013-2016	H	569	848	941	14
2011, 2013-2016	BUMPER	559	838	931	13
2011, 2013-2016	H BUMPER	579	858	951	14

Add for; TORX Fasteners (**TORX**) (\$12), Special Rust Inhibitor (**SRI**) (\$36), Custom Powder Finish (**RAL__**) (\$30), Brite Metallic (**MTLPC**)* (\$60)

For parts & accessories, see page 52.

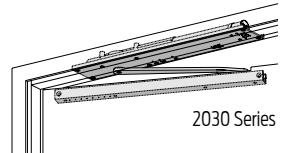


2030 Series - Concealed (Requires Handing)

2031-2035	STD	\$915	\$1,302	\$1,409	14
2031-2035	H	935	1,322	1,429	14
2031-2035	BUMPER	925	1,312	1,419	14
2031-2035	H BUMPER	945	1,332	1,439	14

Add for; TORX Fasteners (**TORX**) (\$12), Special Rust Inhibitor (**SRI**) (\$36), Custom Powder Finish (**RAL__**) (\$30), Brite Metallic (**MTLPC**)* (\$60)

For parts & accessories, see page 52.

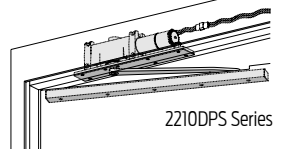


2210 Series - Concealed (Requires Handing)

2213-2215	STD	\$765	\$1,089	\$1,158	17
2213DPS-2215DPS	STD	858	1,182	1,251	17

Add for; Advanced Variable Backcheck (**AVB**) (\$15), Special Rust Inhibitor (N/A with DPS) (**SRI**) (\$36), Custom Powder Finish (**RAL__**) (\$30), Brite Metallic (**MTLPC**) (\$60)

For parts & accessories, see page 52.

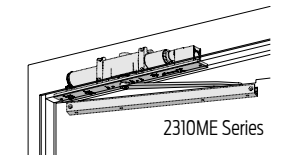


2310ME Series - Concealed (Requires Handing & Voltage)

2314ME	STD	\$1,017	\$1,296	\$1,384	17
--------	-----	---------	---------	---------	----

Add for; Bypass Cylinder (**B80**) or (**B140**) (\$75), TORX Fasteners (**TORX**) (\$12), Custom Powder Finish (**RAL__**)* (\$30), Brite Metallic (**MTLPC**)* (\$60)

For parts & accessories, see page 52.



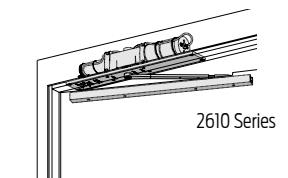
2610 Series - Concealed (Requires Handing)

2613-2614	STD	\$1,847	\$2,183	\$2,281	22
2613DPS-2614DPS	STD	2,024	\$2,360	\$2,458	22

Add for; Custom Powder Finish (**RAL__**)* (\$30), Brite Metallic (**MTLPC**)* (\$60)

See pages 20-21 for control boxes and compressors. Also, see pages 26-43 for actuators, tubing, & accessories.

For parts & accessories, see page 53.



COMPLETE DOOR CLOSERS

PRICE LIST

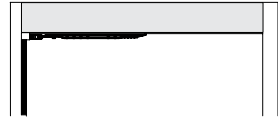
CLOSER SERIES		STANDARD POWDER COAT FINISHES	PLATED FINISHES		S H E E T P R I N T	
SERIES NUMBER	ARM TYPE	ANCLR ANDKB	N/A	N/A		



2810 Series - Concealed (Requires Handing)

2811.....STD/CP	\$4,025	ANCLR or ANDKB	78
2811.....STD/OP	4,135	ANCLR or ANDKB	78

Header lengths available 33" to 48" on operators without **POS** or **BKY** (please specify).
 Header lengths available 36" to 48" on operators with **POS** or **BKY** (please specify).
 STD/CP arm has 2 3/4" spindle center, STD/OP arm has 3 3/4" spindle center.
 Add for; Double Door Header (49" to 98" – please specify) (**DD**) (**\$205**),
 Positive Mechanical Stop (STD/CP arm only) (**POS**) (**\$25**), Breakaway Stop (STD/CP arm only) (**BKY**) (**\$90**)
 Manual Prep (requires DD header and STD/OP arm) (49" to 98" - please specify) (**MPDD**) (**\$600**)
 See pages 30-47 for actuators & accessories.
 For parts & accessories, see page 53.




2810 Series



2850 Series - Concealed/Simultaneous Pair

2853.....STD/CP	\$6,880	ANCLR or ANDKB	155
2853.....STD/OP	7,100	ANCLR or ANDKB	155

Header lengths available 52" to 98" on operators without **POS** or **BKY** (please specify).
 Header lengths available 70" to 98" on operators with **POS** or **BKY** (please specify).
 STD/CP arm has 2 3/4" spindle center, STD/OP arm has 3 3/4" spindle center.
 Add for; Positive Mechanical Stop (STD/CP arm only) (**POS**) (**\$50**), Breakaway Stop (STD/CP arm only) (**BKY**) (**\$180**)
 See pages 30-47 for actuators & accessories.
 For parts & accessories, see page 53.




2850 Series



2860 Series - Concealed/Independent Pair

2863.....STD/CP	\$8,100	ANCLR or ANDKB	155
2863.....STD/OP	8,320	ANCLR or ANDKB	155

Header lengths available 65" to 98" on operators without **POS** or **BKY** (please specify).
 Header lengths available 70" to 98" on operators with **POS** or **BKY** (please specify).
 STD/CP arm has 2 3/4" spindle center, STD/OP arm has 3 3/4" spindle center.
 Add for; Positive Mechanical Stop (STD/CP arm only) (**POS**) (**\$50**), Breakaway Stop (STD/CP arm only) (**BKY**) (**\$180**)
 See pages 30-47 for actuators & accessories.
 For parts & accessories, see page 53.



2860 Series

COMPLETE DOOR CLOSERS

PRICE LIST

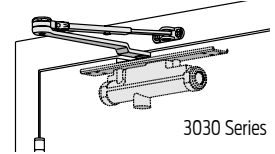


CLOSER SERIES		STANDARD POWDER COAT FINISHES	PLATED FINISHES		S H E E T P I N G S
SERIES NUMBER	ARM TYPE	AL (689) DKBRZ (695) BRASS (696) LTBRZ (691) STAT (690) BLACK (693)	US26D	US 3 US 4 US 10	

3030 Series - Concealed (Requires Handing)

3031-3034..... REG	\$395	\$569	\$615	6
3031-3034..... H	425	599	645	6

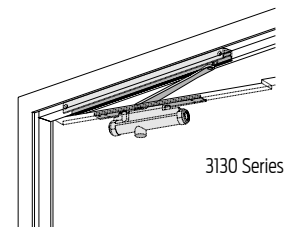
Add for; TORX Fasteners (**TORX**) (\$12), Special Rust Inhibitor (**SRI**) (\$36), Custom Powder Finish (**RAL**___)* (\$30), Brite Metallic (**MTLPC**)* (\$60)
For parts & accessories, see page 54.



3130 Series - Concealed (Requires Handing)

3131-3133..... STD	\$452	\$627	\$676	8
3131-3133..... H	472	647	696	8
3131-3133..... BUMPER	462	637	686	8
3131-3133..... H BUMPER	482	657	706	8

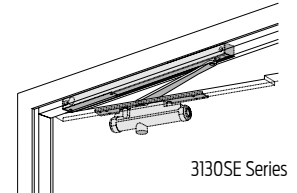
Add for; TORX Fasteners (**TORX**) (\$12), Special Rust Inhibitor (**SRI**) (\$36), Custom Powder Finish (**RAL**___)* (\$30), Brite Metallic (**MTLPC**)* (\$60)
For parts & accessories, see page 54.



3130SE Series - Concealed (Requires Handing & Voltage)

3133SE-3134SE..... STD	\$697	\$872	\$921	8
3133SE-3134SE..... LONG	697	872	921	8

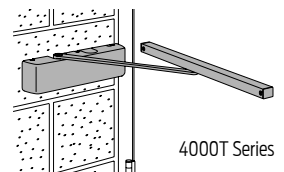
Add for; TORX Fasteners (**TORX**) (\$12), Custom Powder Finish (**RAL**___)* (\$30), Brite Metallic (**MTLPC**)* (\$60)
For parts & accessories, see page 54.



4000T Series - Wall Pocket (SEM7800 Series Available Separately)

4003T-4004T..... STD	\$456	\$729	\$824	15
----------------------	--------------	-------	-------	----

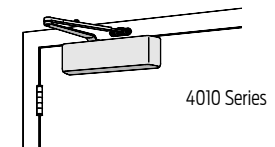
Add for; Metal Cover (**MC**) (\$5), TORX Fasteners (**TORX**) (\$12), Special Rust Inhibitor (**SRI**) (\$36), Custom Powder Finish (**RAL**___)* (\$30), Brite Metallic (**MTLPC**)* (\$60)
For parts & accessories, see page 54.



4010 Series - Surface Mount (Requires Handing)

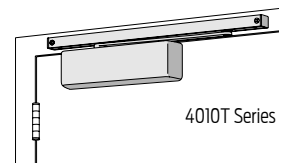
4011 or 4016..... REG	\$408	\$774	\$900	11
4011 or 4016..... H	433	799	925	12
4011 or 4016..... FL	522	NA	NA	15

Add for; Delay Action (**DEL**) (\$30) (4011 only), Telephone Cylinder (**TEL**) (\$30), Metal Cover (**MC**) (\$5), TORX Fasteners (**TORX**) (\$12), Special Rust Inhibitor (**SRI**) (\$36), Custom Powder Finish (**RAL**___)* (\$30), Brite Metallic (**MTLPC**)* (\$60)
For parts & accessories, see page 54.



4010T Series - Surface Mount (Requires Handing)


4011T, 4013T-4014T..... STD	\$450	\$715	\$795	16
4011T, 4013T-4014T..... H	470	735	815	16
4011T, 4013T-4014T..... BUMPER	460	725	805	16
4011T, 4013T-4014T..... H BUMPER	480	745	825	16
4011T, 4013T-4014T..... DE	490	755	835	16
4011T, 4013T-4014T..... DE HO	510	775	855	16
4011T, 4013T-4014T..... DE BUMPER	500	765	845	16
4011T, 4013T-4014T..... DE H BUMPER	520	785	865	16



Add for; Metal Cover (**MC**) (\$5), TORX Fasteners (**TORX**) (\$12), Special Rust Inhibitor (**SRI**) (\$36), Custom Powder Finish (**RAL**___)* (\$30), Brite Metallic (**MTLPC**)* (\$60)
For parts & accessories, see page 55.

COMPLETE DOOR CLOSERS

PRICE LIST

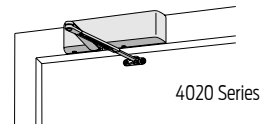
CLOSER SERIES		STANDARD POWDER COAT FINISHES	PLATED FINISHES			S H E E T P I N G	
SERIES NUMBER	ARM TYPE	AL (689) DKBRZ (695) BRASS (696) LTBRZ (691) STAT (690) BLACK (693)	US26D	US 3 US 4 US 10	US 10B US 15 US 26		

4020 Series - Surface Mount (Requires Handing)

4021 or 4026.....	REG	\$408	\$774	\$900	11
4021 or 4026.....	LONG	408	774	900	11
4021 or 4026.....	H	433	799	925	12
4021 or 4026.....	FL	522	NA	NA	12

Add for; Delay Action (**DEL**) (\$30) (4021 only), Telephone Cylinder (**TEL**) (\$30), Metal Cover (**MC**) (\$5), TORX Fasteners (**TORX**) (\$12), Special Rust Inhibitor (**SRI**) (\$36), Custom Powder Finish (**RAL**___)* (\$30), Brite Metallic (**MTLPC**)* (\$60)

Note - 4020 Series is available as 4021 (Adjustable 1-5) or 4026 (Size 6 Only - Not ADA Compliant).
For parts & accessories, see page 55.

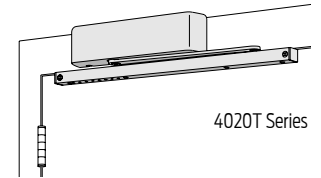


4020T Series - Surface Mount (Requires Handing)

4021T, 4023T-4024T	STD	\$450	\$715	\$795	15
4021T, 4023T-4024T	H	470	735	815	16
4021T, 4023T-4024T	BUMBER	460	725	805	15
4021T, 4023T-4024T	H BUMPER	480	745	825	16

Add for; Metal Cover (**MC**) (\$5), TORX Fasteners (**TORX**) (\$12), Special Rust Inhibitor (**SRI**) (\$36), Custom Powder Finish (**RAL**___)* (\$30), Brite Metallic (**MTLPC**)* (\$60)

For parts & accessories, see page 55.

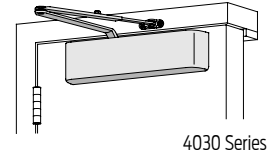


4030 Series - Surface Mount

4031.....	REG	\$350	\$622	\$714	8
4031.....	Rw/PA	355	672	779	9
4031.....	Rw/62A	370	687	794	8
4031.....	LD	330	587	664	8
4031.....	LD/PA	335	637	729	8
4031.....	LD/62A	350	652	744	8
4031.....	LONG	350	622	714	8
4031.....	H	383	647	737	8
4031.....	Hw/PA	388	697	802	9
4031.....	HLONG	383	647	737	8
4031.....	EDA	360	711	791	9
4031.....	HEDA (Handed)	385	736	816	9
4031.....	CUSH	385	736	816	9
4031.....	HCUSH	435	786	866	9
4031.....	SCUSH	435	786	866	9
4031.....	SHCUSH	485	836	916	9

Add for; Special Rust Inhibitor (**SRI**) (\$36), Custom Powder Finish (**RAL**___)* (\$30), Brite Metallic (**MTLPC**)* (\$60)

For parts & accessories, see page 55.

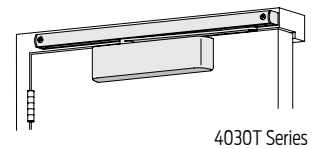


4030T Series - Surface Mount

4031T.....	STD	\$402	\$664	\$733	9
4031T.....	H	422	684	753	9


Add for; Special Rust Inhibitor (**SRI**) (\$36), Custom Powder Finish (**RAL**___)* (\$30), Brite Metallic (**MTLPC**)* (\$60)

For parts & accessories, see page 56.



COMPLETE DOOR CLOSERS

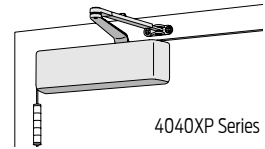
PRICE LIST

CLOSER SERIES		STANDARD POWDER COAT FINISHES	PLATED FINISHES			S H E E T P I N G	
SERIES NUMBER	ARM TYPE	AL (689) DKBRZ (695) BRASS (696) LTBRZ (691) STAT (690) BLACK (693)	US26D	US 3 US 4 US 10	US 10B US 15 US 26		

4040XP Series - Surface Mount

4040XP.....REG	\$424	\$805	\$937	13
4040XP.....Rw/PA	429	855	1,002	13
4040XP.....LONG	424	805	937	14
4040XP.....XLONG	449	830	962	14
4040XP.....Rw/62A	444	870	1,017	12
4040XP.....H	470	842	968	13
4040XP.....Hw/PA	475	892	1,048	12
4040XP.....HLONG	470	842	968	12
4040XP.....EDA	453	832	962	14
4040XP.....EDA w/62G	453	832	962	13
4040XP.....HEDA (Handed)	478	857	987	14
4040XP.....HEDA w/62G (Handed)	478	857	987	13
4040XP.....CUSH	478	857	987	14
4040XP.....HCUSH	528	907	1,037	14
4040XP.....SCUSH	528	907	1,037	15
4040XP.....SHCUSH	578	957	1,087	15

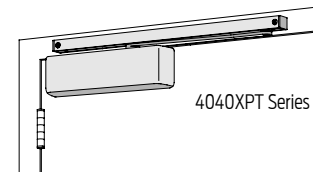
Add for; Delay Action (**DEL**) (**\$30**) (Standard 4041 Cylinder - Not XP), Metal Cover (Handed) (**MC**) (**\$5**), TORX Fasteners (**TORX**) (**\$12**), Special Rust Inhibitor (**SRI**) (**\$36**), Custom Powder Finish (RAL___)* (**\$30**), Brite Metallic (**MTLPC**)* (**\$60**)
 For parts & accessories, see page 56.



4040XPT Series - Surface Mount

4040XPT.....STD	\$464	\$726	\$803	15
4040XPT.....H	484	746	823	16
4040XPT.....BUMPER	474	736	813	15
4040XPT.....H BUMPER	494	756	833	16
4040XPT.....DE (Handed)	504	766	843	16
4040XPT.....DE H (Handed)	524	786	863	16
4040XPT.....DE BUMPER (Handed)	514	776	853	16
4040XPT.....DE H BUMPER (Handed)	534	796	873	16

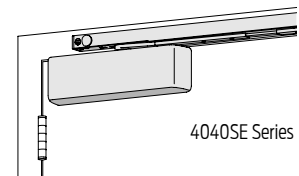
Add for; Metal Cover (Handed) (**MC**) (**\$5**), TORX Fasteners (**TORX**) (**\$12**), Special Rust Inhibitor (**SRI**) (**\$36**), Custom Powder Finish (RAL___)* (**\$30**), Brite Metallic (**MTLPC**)* (**\$60**)
 For parts & accessories, see page 57.



4040SE Series - Surface Mount (Requires Voltage)

4040SE.....STD	\$745	\$1,017	\$1,108	12
4040SE.....LONG	745	1,017	1,108	12
4040SE.....DE (Handed)	785	1,057	1,148	12

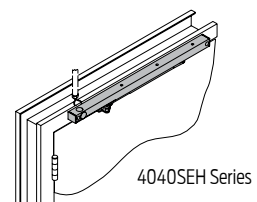
Add for; Metal Cover (Handed) (**MC**) (**\$5**), TORX Fasteners (**TORX**) (**\$12**), Custom Powder Finish (RAL___)* (**\$30**), Brite Metallic (**MTLPC**)* (**\$60**)
 For parts & accessories, see page 57.



4040SEH Series - Surface Mount Arm & Track Only (Requires Voltage) (Closer Available Separately)

4040SEH.....4040SEH-3038 w/Arm	\$461	\$623	\$658	8
--------------------------------	--------------	-------	-------	---

Add for; TORX Fasteners (**TORX**) (**\$12**)
 Note - Includes 4040SEH Track & 4040SEH Arm Only.
 For parts & accessories, see page 57.



COMPLETE DOOR CLOSERS

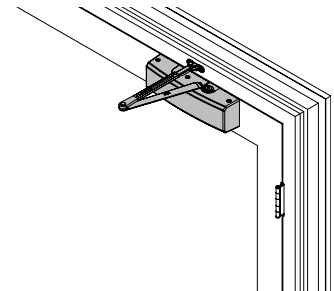
PRICE LIST

CLOSER SERIES		STANDARD POWDER COAT FINISHES	PLATED FINISHES			S H E E T P I N G	
SERIES NUMBER	ARM TYPE	AL (689) DKBRZ (695) BRASS (696) LTBRZ (691) STAT (690) BLACK (693)	US26D	US 3 US 4 US 10	US 10B US 15 US 26		

4050 Series - Surface Mount

4050.....Rw/PA	\$360	\$760	\$900	9
4050.....Hw/PA	390	800	935	10
4050.....LONG	360	710	835	9
4050.....HLONG	390	750	870	10
4050.....EDA	380	745	870	11
4050.....HEDA (handed)	405	770	895	10
4050.....EDA w/62G	380	745	870	11
4050.....HEDA w/62G (handed)	405	770	895	11
4050.....CUSH	405	770	895	11
4050.....HCUSH	455	820	945	11
4050.....SCUSH	455	820	945	11
4050.....SHCUSH	505	870	995	11
4050.....Rw/62A	375	775	915	10

Add for: Delay Action (**DEL**) (\$40), Metal Cover (handed) (**MC**) (\$30),
 TORX Fasteners (**TORX**) (\$12), Custom Powder Finish (**RAL**___) (\$30), Brite Metallic (**MTLPC**) (\$60)
 For parts & accessories, see page 57.

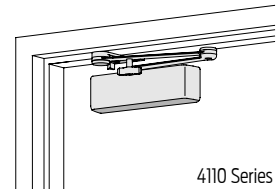


4050 Series

4110 Series - Surface Mount (Requires Handing)

4111 or 4116.....EDA	\$408	\$774	\$900	13
4111 or 4116.....EDA w/62G	408	774	900	13
4111 or 4116.....HEDA	433	799	925	13
4111 or 4116.....HEDA w/62G	433	799	925	13
4111 or 4116.....FL	522	NA	NA	15
4111 or 4116.....CUSH	433	799	925	13
4111.....HCUSH	483	849	975	14
4111 or 4116.....SCUSH	483	849	975	15
4111.....SHCUSH	533	899	1,025	15

Add for: Delay Action (**DEL**) (\$30) (4111 only), Advanced Variable Backcheck (**AVB**) (\$15),
 Telephone Cylinder (**TEL**) (\$30), Metal Cover (**MC**) (\$5), TORX Fasteners (**TORX**) (\$12),
 Special Rust Inhibitor (**SRI**) (\$36), Custom Powder Finish (**RAL**___)* (\$30), Brite Metallic (**MTLPC**)* (\$60)
 Note - 4110 Series is available as 4111 (Adjustable 1-5) or 4116 (Size 6 Only - Not ADA Compliant).
 For parts & accessories, see page 58.

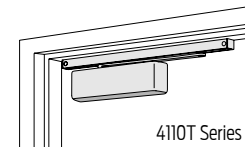


4110 Series

4110T Series - Surface Mount (Requires Handing)

4111T, 4113T-4114T.....STD	\$450	\$715	\$795	15
4111T, 4113T-4114T.....H	470	735	815	16
4111T, 4113T-4114T.....BUMPER	460	725	805	15
4111T, 4113T-4114T.....H BUMPER	480	745	825	16

Add for: Metal Cover (**MC**) (\$5), TORX Fasteners (**TORX**) (\$12), Special Rust Inhibitor (**SRI**) (\$36),
 Custom Powder Finish (**RAL**___)* (\$30), Brite Metallic (**MTLPC**)* (\$60)
 For parts & accessories, see page 58.



4110T Series

COMPLETE DOOR CLOSERS

PRICE LIST

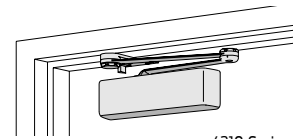
CLOSER SERIES		STANDARD POWDER COAT FINISHES	PLATED FINISHES			S H E E P I N G	
SERIES NUMBER	ARM TYPE	AL (689) DKBRZ (695) BRASS (696) LTBRZ (691) STAT (690) BLACK (693)	US26D	US 3 US 4 US 10	US 10B US 15 US 26		



4210 Series - Surface Mount (Requires Handing)

4211 or 4216 EDA	\$449	\$609	\$654	14
4211 or 4216 CUSH	474	634	679	14
4211 HCUSH	524	684	729	15

Add for; Delay Action (**DEL**) (**\$30**) (4211 only), Advanced Variable Backcheck (**AVB**) (**\$15**), Special Rust Inhibitor (**SRI**) (**\$36**), Custom Powder Finish (**RAL__**)* (**\$30**), Brite Metallic (**MTLPC**)* (**\$60**)
 Note - 4210 Series is available as 4211 (Adjustable 1-5) or 4216 (Size 6 Only - Not ADA Compliant).
 For parts & accessories, see page 58.



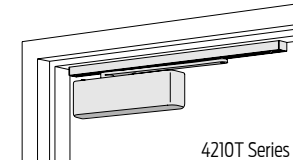
4210 Series



4210T Series - Surface Mount (Requires Handing)

4211T, 4213T-4214T STD	\$551	\$827	\$905	15
------------------------------	--------------	-------	-------	----

Add for; Advanced Variable Backcheck (**AVB**) (**\$15**), Special Rust Inhibitor (**SRI**) (**\$36**), Custom Powder Finish (**RAL__**)* (**\$30**), Brite Metallic (**MTLPC**)* (**\$60**)
 For parts & accessories, see page 58.



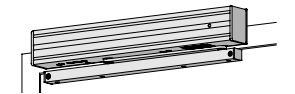
4210T Series



4310HSA Series - Surface Mount (Requires Handing & Voltage)

4311HSA STD	\$1,090	\$1,398	\$1,481	22
4311HSA DE	1,130	1,438	1,521	22

Add for; Custom Powder Finish (**RAL__**)* (**\$30**), Brite Metallic (**MTLPC**)* (**\$60**)
 For parts & accessories, see page 58.



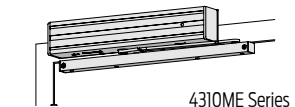
4310HSA Series



4310ME Series - Surface Mount (Requires Handing & Voltage)

4314ME SF	\$1,043	\$1,358	\$1,439	17
4314ME DE	1,083	1,398	1,479	17


Add for; Bypass Cylinder (**B80**) or (**B140**) (**\$75**), TORX Fasteners (**TORX**) (**\$12**), Custom Powder Finish (**RAL__**)* (**\$30**), Brite Metallic (**MTLPC**)* (**\$60**)
 For parts & accessories, see page 59.



4310ME Series

COMPLETE DOOR CLOSERS

PRICE LIST

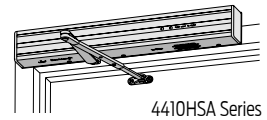
CLOSER SERIES		STANDARD POWDER COAT FINISHES	PLATED FINISHES			S H E E T P I N G	
SERIES NUMBER	ARM TYPE	AL (689) DKBRZ (695) BRASS (696) LTBRZ (691) STAT (690) BLACK (693)	US26D	US 3 US 4 US 10	US 10B US 15 US 26		



4410HSA Series - Surface Mount (Requires Handing & Voltage)

4412HSA.....	REG	\$1,049	\$1,455	\$1,581	22
4412HSA.....	LONG	1,074	1,480	1,606	22

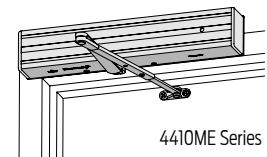
Add for; Custom Powder Finish (RAL___)* (\$30), Brite Metallic (MTLPC)* (\$60)
Closer price includes 4410HSA-18 for regular mount or 4410HSA-18G (please specify) plate for flush mount application.)
For parts & accessories, see page 59.



4410ME Series - Surface Mount (Requires Handing & Voltage)

4414ME.....	REG	\$974	\$1,380	\$1,506	17
4414ME.....	LONG	999	1,405	1,531	17

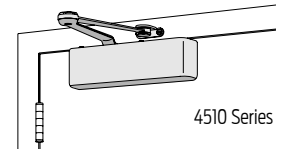
Add for; Bypass Cylinder (B80) or (B140) (\$75), TORX Fasteners (TORX) (\$12), Custom Powder Finish (RAL___)* (\$30), Brite Metallic (MTLPC)* (\$60)
Closer price includes 4410ME-18 for regular mount or 4410ME-18G (please specify) plate for flush mount application.
For parts & accessories, see page 59.



4510 Series - Surface Mount (Requires Handing)

4511 or 4516.....	EDA	\$449	\$609	\$654	14
-------------------	-----	--------------	-------	-------	----

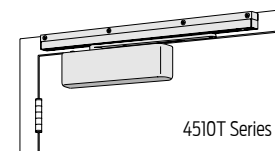
Add for; Delay Action (\$30) (4511 only), Advanced Variable Backcheck (AVB) (\$15), Special Rust Inhibitor (SRI) (\$36), Custom Powder Finish (RAL___) (\$30), Brite Metallic (MTLPC)* (\$60)
Note - 4510 Series is available as 4511 (Adjustable 1-5) or 4516 (Size 6 Only - Not ADA Compliant)
For parts & accessories, see page 59.



4510T Series - Surface Mount (Requires Handing)

4511T, 4513T-4514T.....	STD	\$551	\$827	\$905	15
-------------------------	-----	--------------	-------	-------	----

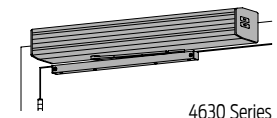
Add for; Advanced Variable Backcheck (AVB) (\$15), Special Rust Inhibitor (SRI) (\$36), Custom Powder Finish (RAL___)* (\$30), Brite Metallic (MTLPC)* (\$60)
For parts & accessories, see page 60.



4630 Series - Surface Mount

4631.....	STD	\$5,186	\$5,528	\$5,629	40
-----------	-----	----------------	---------	---------	----

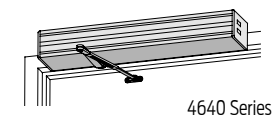
Add for; TORX Fasteners (TORX) (\$12), Custom Powder Finish (RAL___)* (\$30), Brite Metallic (MTLPC)* (\$60)
Note - Optional Concealed On/Off Switch (CS) Available (\$0) - Please Specify.
For parts & accessories, see page 60.



4640 Series - Surface Mount


4642.....	REG	\$5,110	\$5,561	\$5,703	40
4642.....	LONG	5,135	\$5,586	\$5,728	40

Add for; TORX Fasteners (TORX) (\$12), Custom Powder Finish (RAL___)* (\$30), Brite Metallic (MTLPC)* (\$60)
Note - Optional Concealed On/Off Switch (CS) Available (\$0) - Please Specify.
See pages 30-47 for actuators & accessories.
For parts & accessories, see page 60.



COMPLETE DOOR CLOSERS

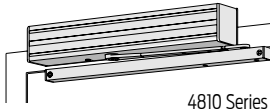
PRICE LIST

CLOSER SERIES		STANDARD POWDER COAT FINISHES	PLATED FINISHES			S H E E P I N G	
SERIES NUMBER	ARM TYPE	AL (689) DKBRZ (695) BRASS (696) LTBRZ (691) STAT (690) BLACK (693)	US26D	US 3 US 4 US 10	US 10B US 15 US 26		



4810 Series - Surface Mount

4811 STD **\$1,804** \$2,096 \$2,192 19
 Add for; Custom Powder Finish (RAL___)* (\$30), Brite Metallic (MTLPC)* (\$60)
 For parts & accessories, see page 60.

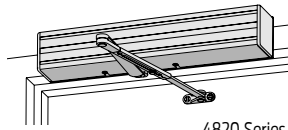


4810 Series



4820 Series - Surface Mount

4822 REG **\$1,728** \$2,129 \$2,266 19
 4822 LONG **1,753** 2,154 2,291 19
 Add for; Custom Powder Finish (RAL___)* (\$30), Brite Metallic (MTLPC)* (\$60)
 Closer price includes 4820-18 plate for regular mount or 4820-18G (please specify) plate for flush mount application.
 For parts & accessories, see page 61.

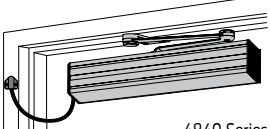


4820 Series



4840 Series - Surface Mount

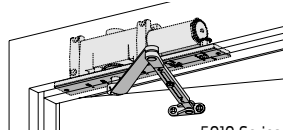
4841 EDA **\$1,757** \$2,156 \$2,291 20
 4841 CUSH **1,782** 2,181 2,316 20
 4841 SCUSH **1,832** 2,231 2,366 20
 Add for; Custom Powder Finish (RAL___)* (\$30), Brite Metallic (MTLPC)* (\$60)
 See pages 24-25 for control boxes and compressors. Also, see pages 30-47 for actuators, tubing, & accessories.
 For parts & accessories, see page 61.



4840 Series
 Shown w/4840-459 Door Loop (LCN)

5010 Series - Concealed (Requires Handing)

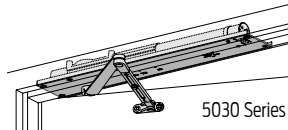
5011-5016 REG **\$508** \$849 \$980 12
 5011-5016 H **533** 874 1,005 13
 Add for; Delay Action (DEL) (\$30), TORX Fasteners (TORX) (\$12), Special Rust Inhibitor (SRI) (\$36),
 Custom Powder Finish (RAL___)* (\$30), Brite Metallic (MTLPC)* (\$60)
 For parts & accessories, see page 61.



5010 Series

5030 Series - Concealed (Requires Handing)

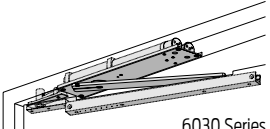
5031, 5033-5036 REG **\$862** \$1,300 \$1,450 14
 5031, 5033-5036 H **887** 1,325 1,475 14
 Add for; TORX Fasteners (TORX) (\$12), Special Rust Inhibitor (SRI) (\$36),
 Custom Powder Finish (RAL___)* (\$30), Brite Metallic (MTLPC)* (\$60)
 For parts & accessories, see page 61.



5030 Series

6030 Series - Concealed/Double Acting

6031-6035 BUMPER **\$1,101** \$1,441 \$1,656 17
 6031-6035 H BUMPER **1,121** 1,461 1,676 17
 Add for; TORX Fasteners (TORX) (\$12), Special Rust Inhibitor (SRI) (\$36), Custom Powder Finish (RAL___)* (\$30),
 Brite Metallic (MTLPC)* (\$60)
 For parts & accessories, see page 62.



6030 Series
 Shown w/ 7253 Pivot (Ives)

COMPLETE DOOR CLOSERS

PRICE LIST

CLOSER SERIES		STANDARD POWDER COAT FINISHES	PLATED FINISHES		S H E E T P I N T	
SERIES NUMBER	ARM TYPE	ANCLR ANDKB	N/A	N/A		



9130 Series - Surface Mount

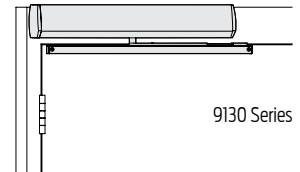
9131.....STD (Pull) **\$3,173**

27" cover (MC) is standard - Optional 'Full Cover' (FC) (36") available (please specify)

Add for Full Cover (FC) (\$80)
See pages 30-47 for actuators & accessories.
For parts & accessories, see page 62.

Plated finish not available
ANCLR or ANDKB

38



9130 Series



9140 Series - Surface Mount

9142.....REG (Push) **\$3,173**
9142.....LONG (Push) **3,173**

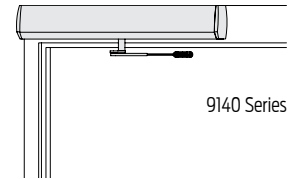
27" cover (MC) is standard - Optional 'Full Cover' (FC) (36") available (please specify)

Add for Full Cover (FC) (\$80)
See pages 30-47 for actuators & accessories.
For parts & accessories, see page 62.

Plated finish not available
ANCLR or ANDKB
ANCLR or ANDKB

38

38



9140 Series



9150 Series - Surface Mount

9153.....REG2 (Push) **\$6,343**
9153.....LONG2 (Push) **6,343**

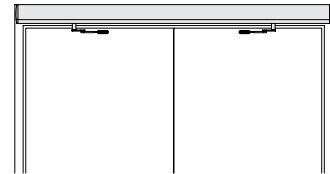
72" cover (MC) is standard. Additional lengths are not available.

See pages 30-47 for actuators & accessories.
For parts & accessories, see page 62.

Plated finish not available
ANCLR or ANDKB
ANCLR or ANDKB

85


85



9150 Series

COMPLETE DOOR CLOSERS

PRICE LIST

CLOSER SERIES		STANDARD POWDER COAT FINISHES	PLATED FINISHES		S H E E T P I N C H E T	
SERIES NUMBER	ARM TYPE	ANCLR ANDKB	N/A	N/A		



9530 Series - Surface Mount (Requires Handing)

9531.....STD (Pull) **\$4,058**

Header lengths available 33" to 48" (please specify).

Angle Brackets (**HL/B**) are standard, End Dress Plates (**HL/D**) are optional (please specify).

STD arm has 2 3/4" spindle center.

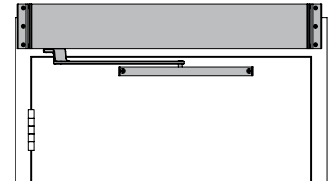
Add for; Double Door Header (49" to 98" – please specify) (**DD**) (**\$205**)

See pages 30-47 for actuators & accessories.

For parts & accessories, see page 62.

Plated finish not available
ANCLR or ANDKB

78



9530 Series



9540 Series - Surface Mount (Requires Handing)

9542REG (Push) **\$4,058**

9542LONG (Long Push) **4,058**

Header lengths available 33" to 48" (please specify).

Angle Brackets (**HL/B**) are standard, End Dress Plates (**HL/D**) are optional (please specify).

REG or LONG arm has 2 3/4" spindle center.

Optional 12 1/4" spindle available (requires minimum 43" header).

Add for; Double Door Header (49" to 98" – please specify) (**DD**) (**\$205**)

See pages 30-47 for actuators & accessories.

For parts & accessories, see page 63.

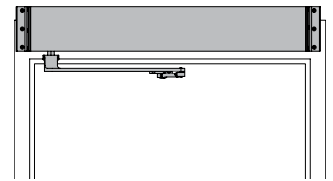
Plated finish not available

ANCLR or ANDKB

ANCLR or ANDKB

78

78



9540 Series



9550 Series - Surface Mount (DE Requires Handing) Plated finish not available

9553.....REG2 (Push Pair) **\$7,010**

9553.....LONG2 (Long Push Pair) **7,010**

9553.....STD2 (Pull Pair) **7,010**

9553.....REG/STD (Double Egress) **7,010**

Header lengths available 52" to 98" (please specify) on operators with REG or LONG (push) arms.

Header lengths available 60" to 98" (please specify) on operators with STD (pull) arms.

Header lengths available 60" to 98" (please specify) on operators with REG/STD (double egress) arms.

Angle Brackets (**HL/B**) are standard, End Dress Plates (**HL/D**) are optional (please specify).

REG, LONG, STD or REG/STD has 2 3/4" spindle center.

Optional 12 1/4" spindle available (requires minimum 71" header).

See pages 30-47 for actuators & accessories.

For parts & accessories, see page 63.

ANCLR or ANDKB

ANCLR or ANDKB

ANCLR or ANDKB

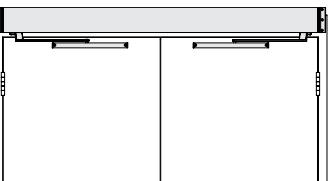
ANCLR or ANDKB

155

155

155

155



9550 Series



9560 Series - Surface Mount (DE Requires Handing) Plated finish not available

9563REG2 (Push Pair) **\$8,340**

9563LONG2 (Long Push Pair) **8,340**

9563STD2 (Pull Pair) **8,340**

9563REG/STD (Double Egress) **8,340**

Header lengths available 65" to 98" (please specify) on operators with REG or LONG (push) arms.

Header lengths available 65" to 98" (please specify) on operators with STD (pull) arms.

Header lengths available 65" to 98" (please specify) on operators with REG/STD (double egress) arms.

Angle Brackets (**HL/B**) are standard, End Dress Plates (**HL/D**) are optional (please specify).

REG, LONG, STD or REG/STD has 2 3/4" spindle center.

Optional 12 1/4" spindle available (requires minimum 84" header).

See pages 30-47 for actuators & accessories.

For parts & accessories, see page 63.

ANCLR or ANDKB

ANCLR or ANDKB

ANCLR or ANDKB

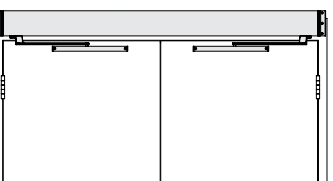
ANCLR or ANDKB

155

155


155

155



9560 Series

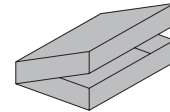
SEM SERIES MAGNETS PRICE LIST

SPECIALTY PRODUCTS		STANDARD POWDER COAT FINISHES	S H I P P I N G	
PRODUCT NUMBER	DESCRIPTION	AL (689) DKBRZ (695)		

SEM7800 Series Magnet Extension Kits

SEM7810-517..... SEM Extension Kit (55 pcs) **\$827** 8

Note - Extension Kit includes 1/2" extensions (10), 3/4" extensions (10), 1" extensions (10), 2" extensions (5) & ball pivot/connector links (20 ea). Individual extensions & ball pivot/connector links are available, please see page 50 in this price book for part number and list price.



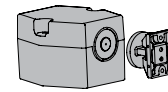
SEM7810



SEM7800 Series Magnets

SEM7820..... Floor Mount Magnet (Single Side) **\$577** 5

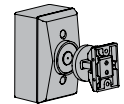
Low Profile Armature, Metal Housing,
Tri Voltage (12v/24v/120v) w/ 35lbs. holding force.



SEM7820

SEM7830..... Wall Mount Magnet **327** 4

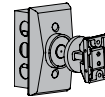
Low Profile Armature, Metal Housing,
Tri Voltage (12v/24v/120v) w/ 35lbs. holding force.



SEM7830

SEM7840..... Recessed Wall Mount Magnet **327** 4

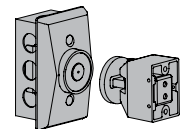
Low Profile Armature, Metal Housing,
Tri Voltage (12v/24v/120v) w/ 35lbs. holding force.



SEM7840

SEM7850..... Recessed Wall Mount Magnet **327** 4


Standard Profile Armature, Metal Housing,
Tri Voltage (12v/24v/120v) w/ 35lbs. holding force.
For parts & accessories, see page 50.



SEM7850

PAH60, PAINT AND FASTENERS

PRICE LIST

SPECIALTY PRODUCTS		STANDARD POWDER COAT FINISHES	PLATED FINISHES			S H E E P I N G	
PRODUCT NUMBER	DESCRIPTION	AL (689) DKBRZ (695) BRASS (696) LTBRZ (691) STAT (690) BLACK (693)	US26D	US 3 US 4 US 10	US 10B US 15 US 26		

Parallel Arm Holder

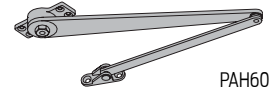
PAH60 (Handed) Door Holder

\$115

\$302

\$352

3



PAH60

Force Gauge

ADA/FG Force Gauge

\$53

1/2



ADA/FG

LCN Spray Paint - Available in single cans or cases of 6 (same color) cans

Can Spray Paint

\$24

Per can

1

Case Spray Paint

110

Per case (6 cans, same color)

4

Fasteners - Individual & Sets

SRT (1 ea.) SRT Screw (1 ea.)

\$1

Self reaming & tapping screw.
Size required. 1 ea.

SRT (Set of 4 ea.) SRT Screw (4 ea.)

3

Self reaming & tapping screw.
Size required. 4 ea.

MS (1 ea.) Machine Screw (1 ea.)

1

3

5

Machine screw. Size required. 1 ea.

MS (Set of 4 ea.) Machine Screw (4 ea.)

3

10

13

Machine screw. Size required. 4 ea.

WS (1 ea.) Wood Screw (1 ea.)

1

Wood screw. Size required. 1 ea.

WS (Set of 4 ea.) Wood Screw (4 ea.)

3

Wood screw. Size required. 4 ea.

TORX (1 ea.) TORX Screw (1 ea.)

2

6

9

TORX machine screw. Size required. 1 ea.

TORX (Set of 4 ea.) TORX Screw (4 ea.)

5

13

17

TORX machine screw. Size required. 4 ea.

TB 1 3/4" (1 ea.) Thru Bolt, Female

2

6

9

Through bolt. 1 3/4" length.

TB 1 3/8" (1 ea.) Thru Bolt, Female

2

6

9

Through bolt. 1 3/8" length

TB 1 5/8" (1 ea.) Thru Bolt, Female

2

6

9

Through bolt. 1 5/8" length

TB 1 3/4" (Set of 4 ea.) Thru Bolt, Female (4 ea.)

5

21

25

Through bolt. Set of 4 ea. Size required

TB 1 3/8" (Set of 4 ea.) Thru Bolt, Female (4 ea.)

5

21

25

Through bolt. Set of 4 ea. Size required.

TB 1 5/8" (Set of 4 ea.) Thru Bolt, Female (4 ea.)

5

21

25

Through bolt. Set of 4 ea. Size required.

TB/MS (1 ea.) TB(1) & MS(1)

2

7

9

TB & MS. Set of 1 ea.

TB/MS (Set of 4 ea.) TB(4) & MS(4)

6

23

33

Size and Series required.
TB & MS. Set of 4 ea.

Torx (Security) Driver Bits

T-10 TORX Bit Torx Bit, T-10

\$12

TORX driver bit, size T-10.

T-15 TORX Bit Torx Bit, T-15

12

TORX driver bit, size T-15.

T-20 TORX Bit Torx Bit, T-20

12

TORX driver bit, size T-20.

T-25 TORX Bit Torx Bit, T-25

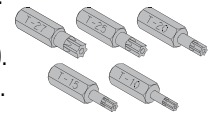
12

TORX driver bit, size T-25.

T-27 TORX Bit Torx Bit, T-27

12

TORX driver bit, size T-27.



Adjustment Wrenches

T1157 Hold Open Wrench

\$4

Hold Open Adjustment Wrench

Green Hex Wrenches - NOW AVAILABLE!

One end has 3/32" hex for regulation valve adjustment and cover attachment. The other end has 5/32" hex for spring power adjustment.

Great for training seminars.

GHW1 Green Hex Wrench

\$7 Each

Green Hex Wrench. 1 Each.

GHW12 Green Hex Wrench

\$72 / Pack of 12


Green Hex Wrench. Pack of 12

GHW100 Green Hex Wrench

\$500 / Pack of 100

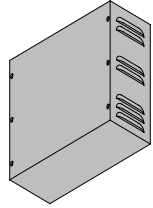
Green Hex Wrench. Pack of 100

CONTROL BOXES PRICE LIST

CONTROL BOXES & COMPRESSORS	PRODUCT DESCRIPTION	LIST PRICE	S H I P P I N G	
PRODUCT NUMBER				

7980 Series Control Boxes

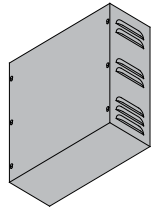
7981.....	Control Box, Pnuematic, Internal Compressor. Self-contained control box/compressor combination for single door application. Includes -3960 Compressor Assembly.	\$2,627	27
7981ES.....	Control Box, Pnuematic, Electric Strike (ES) Relay, Internal Compressor. Self-contained control box/compressor combination for single door application. Includes -3960 Compressor Assembly, -3390A Relay.	3,057	27
7982.....	Control Box, Pnuematic, Internal Compressor Self-contained control box/compressor combination for either independent or simultaneous operation of two (2) door leaves. Includes -3960 Compressor Assembly.	3,719	34
7982S.....	Control Box, Pnuematic, Sequential (S) Feature, Internal Compressor. Self-contained control box/compressor combination for independent, simultaneous or sequential operation of two (2) door leaves. Includes -3960 Compressor Assembly, -3426 Sequencer Card.	4,040	34
7982ES.....	Control Box, Pnuematic, Electric Strike (ES) Relays, Internal Compressor. Self-contained control box/compressor combination for independent or simultaneous operation of two (2) door leaves. Includes -3960 Compressor Assembly, -3390A & -3390B Relays.	4,472	34
7982SES.....	Control Box, Pnuematic, Sequential (S) Feature, Electric Strike (ES) Relays, Internal Compressor. Self-contained control box/compressor combination for independent, simultaneous or sequential operation of two (2) door leaves. Includes -3960 Compressor Assembly, -3390A & -3390B Relays, -3426 Sequencer Card.	4,761	34



7980 Series Control Box
(15" x 15" x 6")

7900 Series Control Boxes

7901.....	Control Box, Pnuematic Single door application or independent control of single door in multiple door systems. Two door leaves can be operated, if activated simultaneously. Requires a separate 900 Series compressor.	\$1,803	14
7901ES.....	Control Box, Pnuematic Electric Strike (ES) Relay. Single door application or independent control of single door in multiple door systems. Two door leaves can be operated, if activated simultaneously. Includes -3390A Relay. Requires a separate 900 Series compressor.	2,235	14
7902.....	Control Box, Pnuematic Independent operation of two (2) door leaves or simultaneous and/or sequential operation of four (4) door leaves. Requires a separate 900 Series compressor.	2,468	15
7902S.....	Control Box, Pnuematic, Sequential (S) Feature Independent operation of two (2) door leaves or simultaneous operation and/or sequential operation of four (4) door leaves. Includes -3426 Sequencer Card. Requires a separate 900 Series compressor.	2,785	15
7902ES.....	Control Box, Pnuematic, Electric Strike (ES) Relays Independent operation of two (2) door leaves or simultaneous of four (4) door leaves. Includes -3390A & -3390B Relays. Requires a separate 900 Series compressor.	3,229	15
7902SES.....	Control Box, Pnuematic, Sequential (S), Electric Strike (ES) Relays Independent operation of two (2) door leaves or simultaneous and/or sequential operation of four (4) door leaves. Includes -3390A & -3390B Relays, -3426 Sequencer Card. Requires a separate 900 Series compressor.	3,534	15




7900 Series Control Box
(15" x 15" x 6")

Note - Locate a 7980 Series Control Box within 50 linear tubing feet of the door. Locate a 7900 Series Control Box within 100 linear tubing feet of the door. Use -925 Pnuematic Tubing to connect operator and control box. 7900 Series Control Boxes require a separate air source, LCN 900 Series Compressors are recommended. For parts & accessories, see pages 28-29.

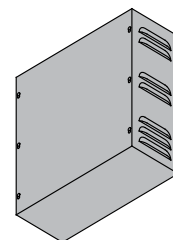
CONTROL BOXES AND COMPRESSORS

PRICE LIST

CONTROL BOXES & COMPRESSORS			S H I P P I N G	
PRODUCT NUMBER	PRODUCT DESCRIPTION	LIST PRICE		

7940 Series Control Boxes - (Requires LCN 900 series compressor)

7949	Control Box, Pneumatic, Auxiliary 'Blow-Open' Control box works with or without 7901/7902 Series Control Box and one or two pneumatic Auto Equalizers. Controlled by the smoke evacuation system, the 7949 Series Control Box will open the door(s) to allow fresh air into building.	\$1,500	14
7949ES	Control Box, Pneumatic, Auxiliary 'Blow-Open', Electric Strike (ES) Relay. Auxiliary 'blow-open' control box works with or without 7901ES/7902ES Series Control Box and one or two pneumatic Auto Equalizers. Controlled by the smoke evacuation system, the 7949 Series Control Box will unlock and open the door(s) to allow fresh air into building.	1,864	14

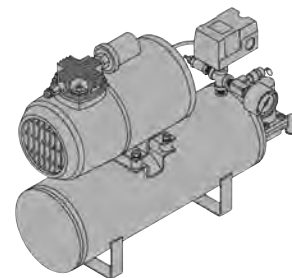


7940 Series Control Box
(15" x 15" x 6")

Note - A 'blow-open' system requires a separate air source. A 'blow-open' system that includes an automatic or power operator function also requires a separate air source and is limited to the operation of two (2) door leaves. In both cases, the LCN 900 Series Compressors are recommended. 7940 Series Control Boxes should be installed within 100 linear tubing feet of the automatic operator(s).
For parts & accessories, see pages 28-29.

900 Series Compressors - (Specify 115V or 230V on 922 and 923 Series)

920	Compressor, 2 Gallon Tank (Gast #1HAB-85T-M100X) Normal usage would allow the function of up to two (2) Auto Equalizers. Includes auto drain. 23" length x 9" width x 17" height.	\$2,518	48
921	Compressor, 12 Gallon Tank (Gast #2HBC-59T-M200X) Normal usage would allow the function of up to four (4) Auto Equalizers. Includes auto drain. 31" length x 14" width x 21" height.	3,906	90
922*	Compressor, 30 Gallon Tank (Gast #7HDD-71T-M750X) Normal usage would allow the function of up to twenty (20) Auto Equalizers. Includes auto drain. 38" length x 23" width x 30" height.	5,180	118
923*	Compressor, 30 Gallon Tank (Gast #7HDD-71T-M750X) Normal usage would allow the function of up to twenty (20) Auto Equalizers. Includes auto drain. 38" length x 23" width x 30" height.	9,999	175



900 Series Compressor

Note - 900 Series Compressors should be installed within 500 linear feet of the 7900 or 7940 Series Control Box. 900 Series Compressors are not manufactured by LCN and would carry the one (1) year warranty offered by the original manufacturer.

For warranty questions, please contact Gast Manufacturing at (269) 926-6171.

Parts & accessories are not available.

* - 922 & 923 Compressors are special order and require an approximate eight (8) week lead time.

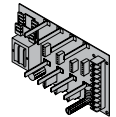
CONTROL BOX COMPONENTS PRICE LIST



CONTROL BOXES & COMPRESSORS		LIST PRICE	PRODUCT DESCRIPTION
PRODUCT NUMBER	DESCRIPTION		

Control Box Components

293G	Muffler	\$23	Exhaust muffler for 7901, 7902, 7981, or 7982 Series Control Boxes.
319	Fitting, "T"	2	"T" fitting to connect 925 pneumatic tubing.
320	Fitting, "Inline"	2	"Inline" fitting to connect 925 pneumatic tubing.
329	Air Filter Assembly	59	Replacement inlet air filter for the 7981 or 7982 Series Control Boxes.
329G	Air Filter Assembly	190	Replacement inlet air filter for the 7901 or 7902 Series Control Boxes. Includes -929 Air Filter Assembly.
390	Relay	190	Single pole, double throw (SPDT) relay only for the 7901, 7902, 7981, & 7982 Series Control Boxes.
390C	Relay	201	Double pole, double throw (DPDT) relay only for the 7949 series 'blow open' Series Control Box.
900	Power Supply, 10T	438	Main power supply/input board for the 7901, 7902, 7981, & 7982 Series Control Boxes. Ten (10) terminals.
903	Timer Module	190	0-30 second timer module for 7901, 7902, 7981, & 7982 Series Control Box. Plugs into the -900 Power Supply Board.
925	Pneumatic Tubing	2.00/ft	Flexible pneumatic tubing with an 1/8" inner diameter & 1/4" outer diameter. Specify number of linear feet required when ordering.
929	Filter & Seal	25	Internal filter & seal component to the 329G Air Filter Assembly.
941	Valve Assembly	648	Regulator valve assembly for the 7901 series control box.
941C	Valve Assembly	648	Regulator valve assembly for the 7949 series control box.
942	Valve Assembly	1,249	Regulator valve assembly for the 7902 series control box.
962	Isolator	20	Rubber isolator for 7981 or 7982 compressor (-3960) assembly.



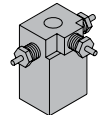
900



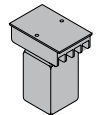
903

Control Box Components

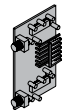
3293	Filter Service Kit	\$80	Filter replacement for 7981 or 7982 Series Control Box. Includes -329 Inlet Filter, plastic elbow, short piece of -925 tubing.
3299A	Solenoid Assembly Valve 'A'	366	Air valve assembly for the 7981 Series Control Box or the 'A' circuit valve assembly in the 7982 Series Control Box.
3299B	Solenoid Assembly Valve 'B'	396	Air valve assembly for the 'B' circuit in the 7982 Series Control Box.
3328	Copper Coupler	21	Converts pneumatic tubing connection to copper.
3390A	'A' Relay Package	434	Electric strike (ES) relay for 7901 and 7982 Series Control Boxes or the 'A' circuit ES relay assembly used in the 7902 and 7982 Series Control Boxes. Can be added to a standard control box to convert to ES operation. Includes -390 Relay, relay base and wire harness. The 3390A is included when either a 7901ES, 7902ES, 7981ES or 7982ES is ordered.
3390B	'B' Relay Package	434	Electric strike (ES) relay for 'B' circuit in either the 7902 or 7982 Series Control Boxes. Can be added to a standard control box to convert to ES operation. Includes -390 Relay, relay base and wire harness. The 3390B is included when either a 7902ES or 7982ES is ordered.
3390C	'C' Relay Package	434	Electric strike (ES) relay assembly for the 7949 series 'blow-open' control box. Includes -390C Relay, relay base and wire harness. The 3390C is included when a 7949ES is ordered.
3426	Sequencer Card	290	Dual, 0-30 second timer module for 7902 or 7982 Series Control Box. Can be added to a standard 7902 or 7982 Series Control Box to convert box to sequential operation. -3426 Sequencer card is included when either a 7902S or 7982S Series Control Box is ordered.
3592	Compressor Service Kit	62	Service kit for air pressure adjustment in the either the 7981 or 7982 Series Control Box.
3960	Compressor Assembly	1,633	Internal air pump assembly for the 7981 or 7982 Series Control Box. -3960 Compressor Assembly includes starter capacitor, -962 Isolators and -329 Air Filter Assembly.



3299A



3390A



3426

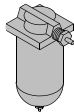


3960

Control Box Components



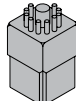
293G



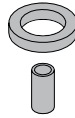
329G



329



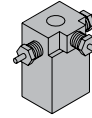
390



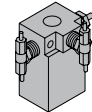
929



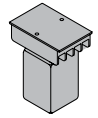
962



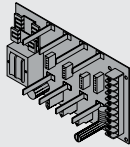
3299A



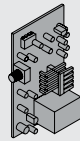
3299B



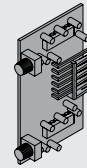
3390A



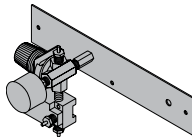
900



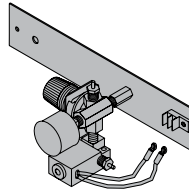
903



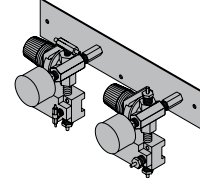
3426



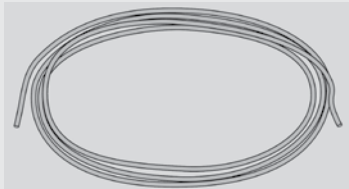
941



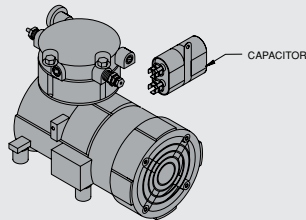
941C



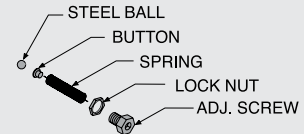
942



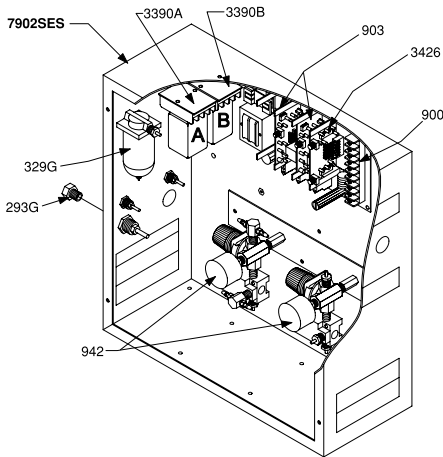
925



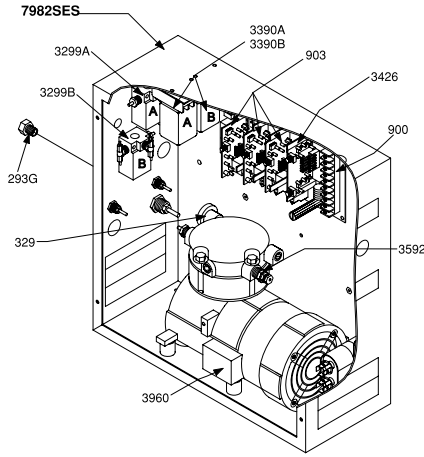
3960



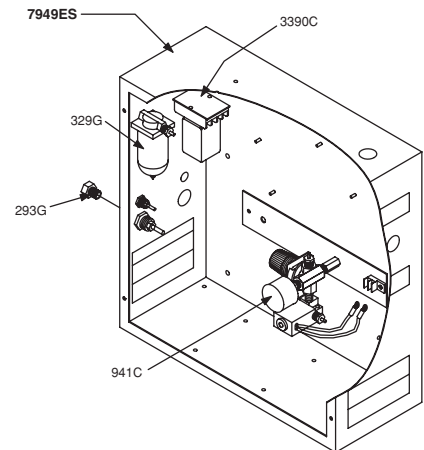
3592



7902SES




7982SES



7949ES

Actuator/Sensor Quick Find PRICE LIST

ACTUATOR/SENSOR QUICK FIND GUIDE		LIST PRICE	PRODUCT DESCRIPTION	
PRODUCT NUMBER	ITEM PAGE(S)			
8310-800	40	\$20	Ring, Weather, 4½" Round	
8310-801	40	20	Ring, Weather, 4½" x 4½"	
8310-802	40	20	Ring, Weather, 6" Round	
8310-804-1	42	1,085	Sensor, Door Mount, Safety	
8310-804-2	42	1,462	Sensor, Door Mount, Safety	
8310-805	44	48	Switch, Door Position	
8310-805C	44	48	Switch, Door Position	
8310-806K	48	180	Switch, Key	
8310-806R	48	180	Switch, Rocker	
8310-807	48	180	Filter, Line	
8310-813	34	789	Actuator, Wall Mount, 4¾" x 4¾"	
8310-818	32	148	Actuator, Jamb Mount, Logo, 1½" x 4¾"	
8310-818T	32	148	Actuator, Jamb Mount, Logo, Text, 1½" x 4¾"	
8310-819F	40	33	Box Only, Jamb Mount, Flush Mount, 1½" x 4¾"	
8310-819S	40	33	Box Only, Jamb Mount, Surface Mount, 1½" x 4¾"	
8310-824	44	69	Transformer	
8310-824P	44	69	Transformer	
8310-836T	36	843	Actuator, Full Length, Logo, Text, 36" x 6"	
8310-836TW	36	962	Actuator, Full Length, Logo, Text, Wireless, 36" x 6"	
8310-844	46	168	Transmitter Kit, Wall Mount, 9v	
8310-844J	46	168	Transmitter Kit, Jamb Mount, 3v	
8310-845	48	276	Relay and Door Sequencer	
8310-846	44	24	Harness, Header Mount	
8310-847	44	97	Harness, Door Mount	
8310-852	36	227	Actuator, Wall Mount, Logo, 6" Round	
8310-852T	36	227	Actuator, Wall Mount, Logo, Text, 6" Round	
8310-852TWP	36	592	Actuator, Wall Mount, Logo, Text, Wireless, Package, 6" Round	
8310-852WP	36	592	Actuator, Wall Mount, Logo, Wireless, Package, 6" Round	
8310-853	34	217	Actuator, Wall Mount, Logo, 4¾" x 4¾"	
8310-853T	34	217	Actuator, Wall Mount, Logo, Text, 4¾" x 4¾"	
8310-853TWP	34	592	Actuator, Wall Mount, Logo, Text, Wireless, Package, 4¾" x 4¾"	
8310-853WP	34	592	Actuator, Wall Mount, Logo, Wireless, Package, 4¾" x 4¾"	
8310-854	42	671	Sensor, Header Mount, Activation	
8310-854ECA	44	177	Bracket, Drop Ceiling	
8310-854ERA	44	118	Cover, Protective	
8310-855	34	346	Actuator, Wall Mount, Logo, Dual Vestibule	
8310-856	32	172	Actuator, Wall Mount, Logo	
8310-856T	32	172	Actuator, Wall Mount, Logo, Text	
8310-859	44	148	Remote, Handheld	
8310-861	46	168	Transmitter, Handheld, 1 Channel	
8310-862	46	168	Transmitter, Handheld, 2 Channel	
8310-863	46	168	Transmitter, Handheld, 3 Channel	
8310-864	46	168	Transmitter, Handheld, 4 Channel	
8310-865	32, 34, 36, 46	177	Receiver	
8310-866	46	776	Post, Bollard, Accommodates Bollard Actuator, 42" x 4" x 6"	
8310-866FLA	46	776	Post, Bollard, Accommodates Full Length Actuator, 42" x 4" x 6"	
8310-866CAP	46	127	Cap	

Actuator/Sensor Quick Find PRICE LIST

ACTUATOR/SENSOR QUICK FIND GUIDE		LIST PRICE	PRODUCT DESCRIPTION	
PRODUCT NUMBER	ITEM PAGE(S)			

8310-867F	40	\$142	Box, Flush Mount, 4¾" x 4¾"
8310-867S	40	142	Box, Surface Mount, 4¾" x 4¾"
8310-868F	40	128	Box, Flush Mount, 4½" Round
8310-868S	40	128	Box, Surface Mount, 4½" Round
8310-869F	40	138	Box, Flush Mount, 6" Round
8310-869S	40	138	Box, Surface Mount, 6" Round
8310-874	40	317	Escutcheon, 4½" Round
8310-876	40	317	Escutcheon, 6" Round
8310-877	42	1,280	Sensor, Header Mount, Safety
8310-877S	44	138	Spacer, Header Mount
8310-887	48	19	Cable Assembly, Retrofit
8310-3134	48	287	Cable Kit, Retrofit
8310-3803	44	489	Conversion Kit, Wireless, Jamb Mount
8310-3809	44	489	Conversion Kit, Wireless, Wall Mount
8310-3818TWF	32	332	Actuator, Jamb Mount, Logo, Text, Wireless, Flush, 1½" x 4¾"
8310-3818TWS	32	332	Actuator, Jamb Mount, Logo, Text, Wireless, Surface, 1½" x 4¾"
8310-3818WF	32	332	Actuator, Jamb Mount, Logo, Wireless, Flush, 1½" x 4¾"
8310-3818WS	32	332	Actuator, Jamb Mount, Logo, Wireless, Surface, 1½" x 4¾"
8310-3822T	38	344	Actuator Package, Logo, Text, 1½" x 4¾"
8310-3822TW	38	500	Actuator Package, Logo, Text, Wireless, 1½" x 4¾"
8310-3836T	46	1,538	Full Length Actuator / Bollard Package
8310-3836TW	46	1,698	Full Length Actuator / Bollard Package, Wireless
8310-3852TWF	36	525	Actuator, Wall Mount, Logo, Text, Wireless, Flush, 6" Round
8310-3852TWS	36	525	Actuator, Wall Mount, Logo, Text, Wireless, Surface, 6" Round
8310-3852WF	36	525	Actuator, Wall Mount, Logo, Wireless, Flush, 6" Round
8310-3852WS	36	525	Actuator, Wall Mount, Logo, Wireless, Surface, 6" Round
8310-3853TWB	46	366	Actuator, Bollard, Logo, Text, Wireless, 4¾" x 4¾"
8310-3853TWF	34	547	Actuator, Wall Mount, Logo, Text, Flush, 4¾" x 4¾"
8310-3853TWS	34	547	Actuator, Wall Mount, Logo, Text, Surface, 4¾" x 4¾"
8310-3853WB	46	366	Actuator, Bollard, Logo, Wireless, 4¾" x 4¾"
8310-3853WF	34	547	Actuator, Wall Mount, Logo, Wireless, Flush, 4¾" x 4¾"
8310-3853WS	34	547	Actuator, Wall Mount, Logo, Wireless, Surface, 4¾" x 4¾"
8310-3855WF	34	802	Actuator, Wall Mount, Logo, Wireless, Flush, Dual Vestibule, 4¾" x 4¾"
8310-3855WS	34	802	Actuator, Wall Mount, Logo, Wireless, Surface, Dual Vestibule, 4¾" x 4¾"
8310-3856TWF	32	464	Actuator, Wall Mount, Logo, Text, Wireless, Flush, 4½" Round
8310-3856TWS	32	464	Actuator, Wall Mount, Logo, Text, Wireless, Surface, 4½" Round
8310-3856WF	32	464	Actuator, Wall Mount, Logo, Wireless, Flush, 4½" Round
8310-3856WS	32	464	Actuator, Wall Mount, Logo, Wireless, Surface, 4½" Round
8310-3857T	38	682	Actuator Package, Logo, Text, 4¾" x 4¾"
8310-3857TW	38	1,207	Actuator Package, Logo, Text, Wireless, 4¾" x 4¾"
8310-3860T	38	570	Actuator Package, Logo, Text, 4½" Round
8310-3860TW	38	1,095	Actuator Package, Logo, Text, Wireless, 4½" Round
8310-3881	42	5,492	Sensor Package
8310-3881L	42	4,103	Sensor Package
8310-3882	42	8,362	Sensor Package
8310-3882L	42	5,584	Sensor Package
8310-3883	42	1,339	Sensor Package
8310-3888	44	31	Harness, Safety Module
8310-3889	44	441	Safety Module Kit
8310-3891	42	7,087	Sensor Package
8310-3892	42	8,618	Sensor Package

ACTUATORS & ACCESSORIES

PRICE LIST

ACTUATORS & ACCESSORIES		LIST PRICE	PRODUCT DESCRIPTION	
PRODUCT NUMBER	DESCRIPTION			

8310 Series Actuators - Jamb Mount - 1-1/2" x 4-3/4" Rectangle - Interior Installation Only

8310-818	Actuator, Jamb Mount	\$148	Actuator, 1-1/2" x 4-3/4" Rectangle, Logo
8310-818T	Actuator, Jamb Mount	148	Actuator, 1-1/2" x 4-3/4" Rectangle, Logo, Text
8310-3818WF	Actuator, Jamb Mount	332	Actuator, 1-1/2" x 4-3/4" Rectangle, Logo, Wireless, Flush Mount Includes 8310-818 Actuator, 8310-844J Transmitter Kit, 8310-819F Flush Box. Requires 8310-865 Receiver.
8310-3818WS	Actuator, Jamb Mount	332	Actuator, 1-1/2" x 4-3/4" Rectangle, Logo, Wireless, Surface Mount Includes 8310-818 Actuator, 8310-844J Transmitter Kit, 8310-819S Surface Box. Requires 8310-865 Receiver.
8310-3818TWF	Actuator, Jamb Mount	332	Actuator, 1-1/2" x 4-3/4" Rectangle, Logo, Text, Wireless, Flush Mount Includes 8310-818T Actuator, 8310-844J Transmitter Kit, 8310-819F Flush Box. Requires 8310-865 Receiver.
8310-3818TWS	Actuator, Jamb Mount	332	Actuator, 1-1/2" x 4-3/4" Rectangle, Logo, Text, Wireless, Surface Mount Includes 8310-818T Actuator, 8310-844J Transmitter Kit, 8310-819S Surface Box. Requires 8310-865 Receiver.
8310-865	Receiver	177	Receiver, Wireless, 1 Channel, Sequencing Feature Used in conjunction w/ Wireless Actuators & Transmitters



8310-818



8310-818T

8310 Series Actuators - Wall Mount - 4-1/2" Round

8310-856	Actuator, Wall Mount	\$172	Actuator, 4-1/2" Round, Logo
8310-856T	Actuator, Wall Mount	172	Actuator, 4-1/2" Round, Logo, Text
8310-3856WF	Actuator, Wall Mount	464	Actuator, 4-1/2" Round, Logo, Wireless, Flush Mount. Includes 8310-856 Actuator, 8310-844 Transmitter Kit, 8310-868F Flush Box, 8310-800 Weather Ring. Requires 8310-865 Receiver.
8310-3856WS	Actuator, Wall Mount	464	Actuator, 4-1/2" Round, Logo, Wireless, Surface Mount Includes 8310-856 Actuator, 8310-844 Transmitter Kit, 8310-868S Surface Box, 8310-800 Weather Ring. Requires 8310-865 Receiver.
8310-3856TWF	Actuator, Wall Mount	464	Actuator, 4-1/2" Round, Logo, Text, Wireless, Flush Mount Includes 8310-856T Actuator, 8310-844 Transmitter Kit, 8310-868F Flush Box, 8310-800 Weather Ring. Requires 8310-865 Receiver.
8310-3856TWS	Actuator, Wall Mount	464	Actuator, 4-1/2" Round, Logo, Text, Wireless, Surface Mount Includes 8310-856T Actuator, 8310-844 Transmitter Kit, 8310-868S Surface Box, 8310-800 Weather Ring. Requires 8310-865 Receiver.
8310-865	Receiver	177	Receiver, Wireless, 1 Channel, Sequencing Feature Used in conjunction w/ Wireless Actuators & Transmitters





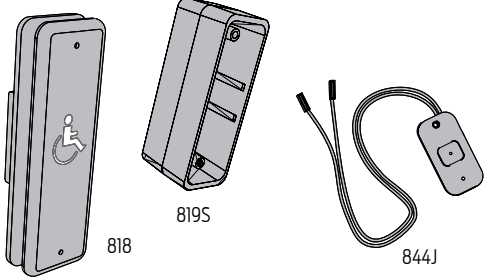

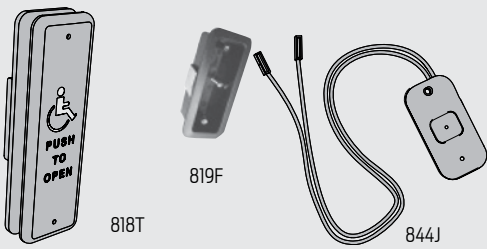
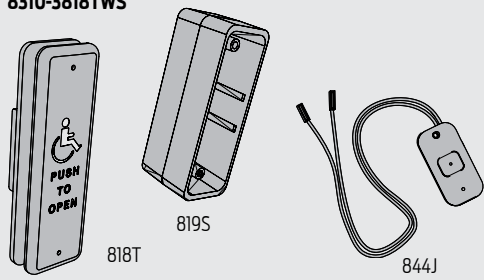

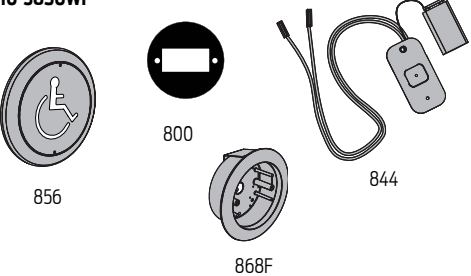
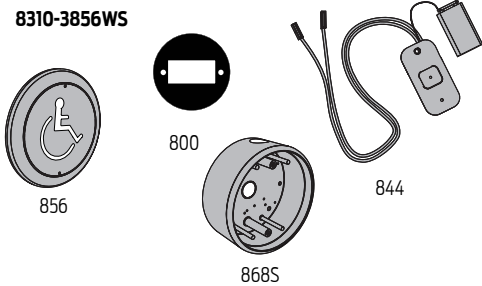

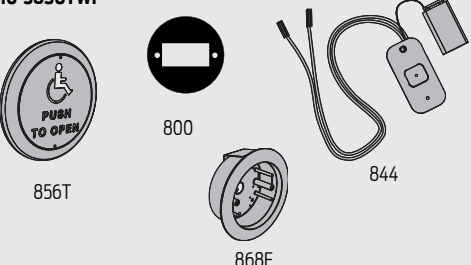
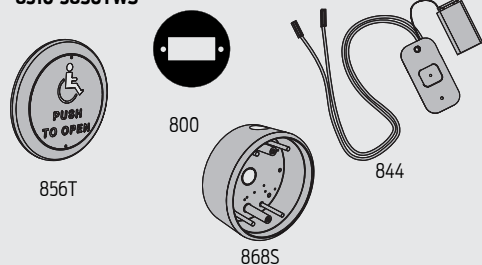
8310-856



8310-856T

8310 Series Actuators



<p>8310-818</p> 	<p>8310-3818WF</p>  <p>818 819F 844J</p>	<p>8310-3818WS</p>  <p>818 819S 844J</p>
<p>8310-818T</p> 	<p>8310-3818TWF</p>  <p>818T 819F 844J</p>	<p>8310-3818TWS</p>  <p>818T 819S 844J</p>
<p>8310-856</p> 	<p>8310-3856WF</p>  <p>856 800 868F 844</p>	<p>8310-3856WS</p>  <p>856 800 868S 844</p>
<p>8310-856T</p> 	<p>8310-3856TWF</p>  <p>856T 800 868F 844</p>	<p>8310-3856TWS</p>  <p>856T 800 868S 844</p>

ACTUATORS & ACCESSORIES

PRICE LIST

ACTUATORS & ACCESSORIES		LIST PRICE	PRODUCT DESCRIPTION	
PRODUCT NUMBER	DESCRIPTION			

8310 Series Actuators - Wall Mount - 4-3/4" Square

8310-853	Actuator, Wall Mount	\$217	Actuator, 4-3/4" Square, Logo	
8310-853T	Actuator, Wall Mount	217	Actuator, 4-3/4" Square, Logo, Text	
8310-853WP	Actuator, Wall Mount	592	Actuator, 4-3/4" Square, Logo, Wireless, Surface Mount Easy mount, 'all in one', low profile, surface mount, wireless actuator. Requires 8310-865 Receiver	
8310-853TWP	Actuator, Wall Mount	592	Actuator, 4-3/4" Square, Logo, Text, Wireless, Surface Mount Easy mount, 'all in one', low profile, surface mount, wireless actuator. Requires 8310-865 Receiver	
8310-3853WF	Actuator, Wall Mount	547	Actuator, 4-3/4" Square, Logo, Wireless, Flush Mount Includes 8310-853, 8310-844 Transmitter Kit, 8310-867F Flush Box, 8310-801 Weather Ring. Requires 8310-865 Receiver	
8310-3853WS	Actuator, Wall Mount	547	Actuator, 4-3/4" Square, Logo, Wireless, Surface Mount Includes 8310-853, 8310-844 Transmitter Kit, 8310-867S Surface Box, 8310-801 Weather Ring. Requires 8310-865 Receiver	
8310-3853TWF	Actuator, Wall Mount	547	Actuator, 4-3/4" Square, Logo, Text, Wireless, Flush Mount Includes 8310-853T, 8310-844 Transmitter Kit, 8310-867F Flush Box, 8310-801 Weather Ring. Requires 8310-865 Receiver	
8310-3853TWS	Actuator, Wall Mount	547	Actuator, 4-3/4" Square, Logo, Text, Wireless, Surface Mount Includes 8310-853T, 8310-844 Transmitter Kit, 8310-867S Surface Box, 8310-801 Weather Ring. Requires 8310-865 Receiver	
8310-865	Receiver	177	Receiver, Wireless, 1 Channel, Sequencing Feature Used in conjunction w/ Wireless Actuators & Transmitters	

8310-853

8310-853T

8310-865

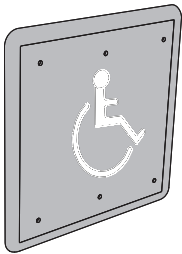
8310 Series Actuators - Wall Mount - 4-3/4" Square

8310-813	Actuator, Wall Mount	\$789	Actuator, 4-3/4" Square, Touchless, Wall Mount 'K' Band Technology 'Hands Free' operation, system is activated by movement near actuator face. Mounts in 4" x 4" electrical box - Includes black plexiglass cover
8310-855	Actuator, Wall Mount	346	Actuator, 4-3/4" Square, Logo, Dual Vestibule
8310-3855WF	Actuator, Wall Mount	802	Actuator, 4-3/4" Square, Logo, Dual Vestibule, Wireless, Flush Mount Includes 8310-855 Actuator, 8310-844 Transmitter (2), 8310-867F Flush Box, 8310-801 Weather Ring. Requires 8310-865 Receiver (2)
8310-3855WS	Actuator, Wall Mount	802	Actuator, 4-3/4" Square, Logo, Dual Vestibule, Wireless, Surface Mount Includes 8310-855 Actuator, 8310-844 Transmitter (2), 8310-867S Surface Box, 8310-801 Weather Ring. Requires 8310-865 Receiver (2)
8310-865	Receiver	177	Receiver, Wireless, 1 Channel, Sequencing Feature Used in conjunction w/ Wireless Actuators & Transmitters

8310 Series Actuators



8310-853



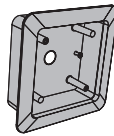
8310-3853WF



853



801



867F



844

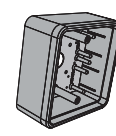
8310-3853WS



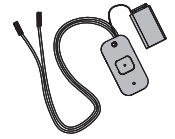
853



801

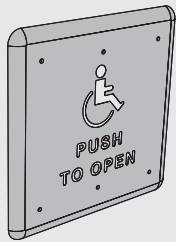


867S



844

8310-853T



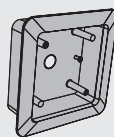
8310-3853TWF



853T



801



867F



844

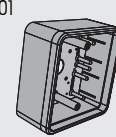
8310-3853TWS



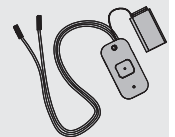
853T



801



867S

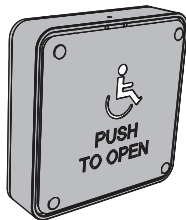


844


8310-853WP



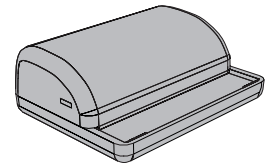
8310-853TWP



8310-813



8310-865



8310-855



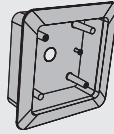
8310-3855WF



855



801



867F



844

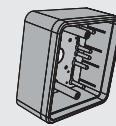
8310-3855WS



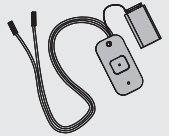
855



801



867S







844

ACTUATORS & ACCESSORIES


PRICE LIST

ACTUATORS & ACCESSORIES		LIST PRICE	PRODUCT DESCRIPTION	
PRODUCT NUMBER	DESCRIPTION			

8310 Series Actuators - Wall Mount - 6" Round

8310-852	Actuator, Wall Mount	\$227	Actuator, 6" Round, Logo	 8310-852
8310-852T	Actuator, Wall Mount	227	Actuator, 6" Round, Logo, Text	
8310-852WP	Actuator, Wall Mount	592	Actuator, 6" Round, Logo, Wireless, Surface Mount Easy mount, 'all in one', low profile, surface mount, wireless actuator. Requires 8310-865 Receiver.	
8310-852TWP	Actuator, Wall Mount	592	Actuator, 6" Round, Logo, Text, Wireless, Surface Mount Easy mount, 'all in one', low profile, surface mount, wireless actuator. Requires 8310-865 Receiver.	 8310-852T
8310-3852WF	Actuator, Wall Mount	525	Actuator, 6" Round, Logo, Wireless, Flush Mount Includes 8310-852 Actuator, 8310-844 Transmitter Kit, 8310-869F Flush Box, 8310-802 Weather Ring. Requires 8310-865 Receiver.	
8310-3852WS	Actuator, Wall Mount	525	Actuator, 6" Round, Logo, Wireless, Surface Mount Includes 8310-852 Actuator, 8310-844 Transmitter Kit, 8310-869S Surface Box, 8310-802 Weather Ring. Requires 8310-865 Receiver.	 8310-852WP
8310-3852TWF	Actuator, Wall Mount	525	Actuator, 6" Round, Logo, Text, Wireless, Flush Mount Includes 8310-852T Actuator, 8310-844 Transmitter Kit, 8310-869F Flush Box, 8310-802 Weather Ring. Requires 8310-865 Receiver.	
8310-3852TWS	Actuator, Wall Mount	525	Actuator, 6" Round, Logo, Text, Wireless, Surface Mount Includes 8310-852T Actuator, 8310-844 Transmitter Kit, 8310-869S Surface Box, 8310-802 Weather Ring. Requires 8310-865 Receiver.	 8310-852TWP
8310-865	Receiver	177	Receiver, Wireless, 1 Channel, Sequencing Feature Used in conjunction w/ Wireless Actuators & Transmitters	

8310 Series Actuators - Specialty

8310-836T	Actuator, Full Length	843	Actuator, 36" x 6" Full Length, Logo, Text	 836T
8310-836TW	Actuator, Full Length	962	Actuator, 36" x 6" Full Length, Logo, Text, Wireless Includes 8310-844J. Requires 8310-865. Easy Mount, All-In-One, Low Profile Surface Mount, Wireless Actuator.	

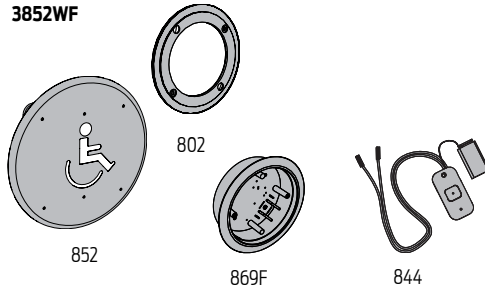
8310 Series Actuators



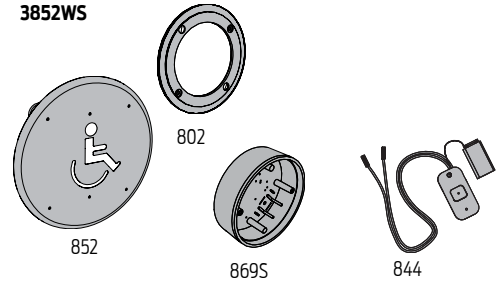
8310-852



3852WF



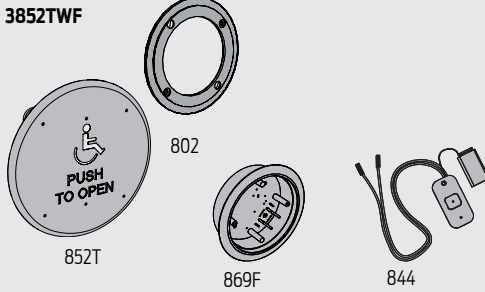
3852WS



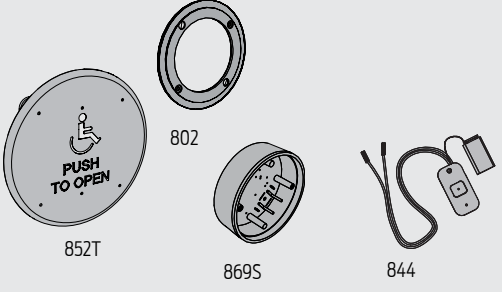
8310-852T



3852TWF



3852TWS



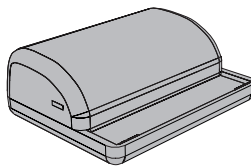
8310-852WP



8310-852TWP



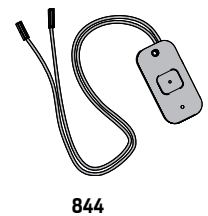
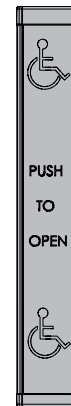
8310-865



8310-836T



8310-836TW



ACTUATORS & ACCESSORIES

PRICE LIST

ACTUATORS & ACCESSORIES		LIST PRICE	PRODUCT DESCRIPTION
PRODUCT NUMBER	DESCRIPTION		



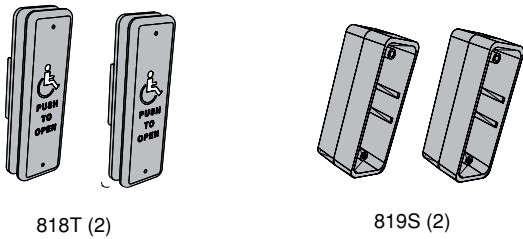
8310 Series Actuators - Wall Mount - 4-3/4" Square

8310-3822T	Actuator Package	\$344	Actuator Package, 1-1/2" x 4-3/4", Jamb Mount Includes 8310-818T (2) Jamb Mount Actuator, (2) 8310-819S Surface Mount Box. Recommended for interior use only.
8310-3822TW	Actuator Package	500	Actuator Package, 1-1/2" x 4-3/4", Wireless, Jamb Mount Includes 8310-818T (2) Jamb Mount Actuator, 8310-819S (2) Surface Mount Box, 8310-844J (2) Jamb Mount Transmitter, 8310-865 Receiver. Recommended for interior use only.
8310-3860T	Actuator Package	570	Actuator Package, 4-1/2" Round, Wall Mount. Includes 8310-856T (2) Wall Mount Actuator, 8310-868S (2) Surface Mount Box
8310-3860TW	Actuator Package	1,095	Actuator Package, 4-1/2" Round, Wireless, Wall Mount Includes 8310-856T (2) Wall Mount Actuator, 8310-868S (2) Surface Mount Box, 8310-800 (2) Weather Ring, 8310-844 (2) Transmitter, 8310-865 Receiver
8310-3857T	Actuator Package	682	Actuator Package, 4-3/4" Square, Wall Mount. Includes 8310-853T (2) Wall Mount Actuator, 8310-867S (2) Surface Mount Box
8310-3857TW	Actuator Package	1,207	Actuator Package, 4-3/4" Square, Wall Mount. Includes 8310-853T (2) Wall Mount Actuator, 8310-867S (2) Surface Mount Box, 8310-801 (2) Weather Ring, 8310-844 (2) Transmitter, 8310-865 Receiver

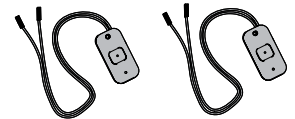
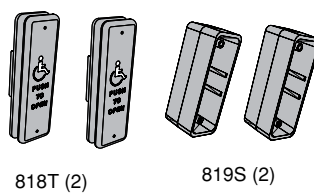
8310 Series Actuator Packages



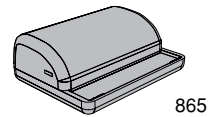
8310-3822T



8310-3822TW

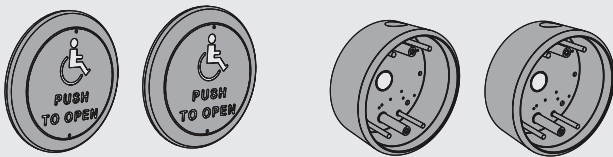


844J (2)



865

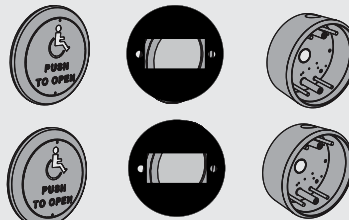
8310-3860T



856T (2)

868S (2)

8310-3860TW



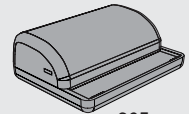
856T (2)

800 (2)

868S (2)

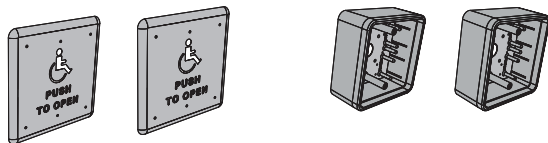


844 (2)



865


8310-3857T



853T (2)

867S (2)

8310-3857TW



853T (2)

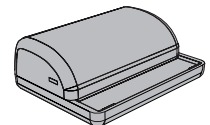
867S (2)



801 (2)



844 (2)



865

ACTUATORS & ACCESSORIES

PRICE LIST

ACTUATORS & ACCESSORIES		LIST PRICE	PRODUCT DESCRIPTION	
PRODUCT NUMBER	DESCRIPTION			

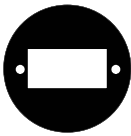
8310 Series Actuator Accessories

8310-800	Ring, Weather	\$20	Weather Ring, 4-1/2" Round Optional accessory. Can be used w/ any 4-1/2" round actuator	 8310-800
8310-801	Ring, Weather	20	Weather Ring, 4-1/2" Square Optional accessory. Can be used w/ any 4-1/2" square actuator	 8310-801
8310-802	Ring, Weather	20	Weather Ring, 6" Round Optional accessory. Can be used w/ any 6" round actuator	 8310-802
8310-819F	Box Only, Jamb Mount	33	Jamb Box Only, 1-1/2" x 4-3/4" Rectangle, Flush Mount Optional accessory. Should be used on an interior installation Can be used w/ any 1-1/2" x 4-3/4" jamb mount actuator	 8310-819F
8310-819S	Box Only, Jamb Mount	33	Jamb Box Only, 1-1/2" x 4-3/4", Rectangle, Surface Mount Optional accessory. Should be used on an interior installation only. Can be used w/ any 1-1/2" x 4-3/4" jamb mount actuator	 8310-819S
8310-867F	Box, Flush Mount	142	Box Only, 4-3/4" Square, Flush Mount Optional accessory. Can be used w/ any 4-3/4" square actuator	 8310-867F
8310-867S	Box, Surface Mount	142	Box Only, 4-3/4" Square, Surface Mount Optional accessory. Can be used w/ any 4-3/4" square actuator	 8310-867S
8310-868F	Box, Flush Mount	128	Box Only, 4-1/2" Round, Flush Mount Optional accessory. Can be used w/ any 4-1/2" round actuator	 8310-868F
8310-868S	Box, Surface Mount	128	Box Only, 4-1/2" Round, Surface Mount Optional accessory. Can be used w/ any 4-1/2" round actuator	 8310-868S
8310-869F	Box, Flush Mount	138	Box Only, 6" Round, Flush Mount Optional accessory. Can be used w/ any 6" round actuator	 8310-869F
8310-869S	Box, Surface Mount	138	Box Only, 6" Round, Surface Mount Optional accessory. Can be used w/ any 6" round actuator	 8310-869S
8310-874	Escutcheon	317	Escutcheon, 4-1/2" Round, Decorative, Protective Optional accessory. Can be used w/ any 4-1/2" round actuator	 8310-874
8310-876	Escutcheon	317	Escutcheon, 6" Round, Decorative, Protective Optional accessory. Can be used w/ any 6" round actuator	 8310-876

8310 Series Actuator Accessories

October
2015

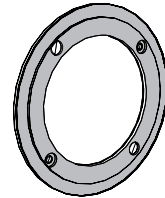
8310-800



8310-801



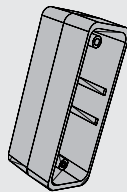
8310-802



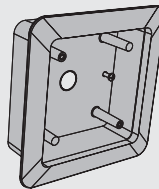
8310-819F



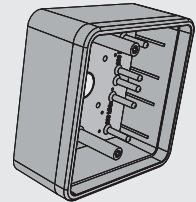
8310-819S



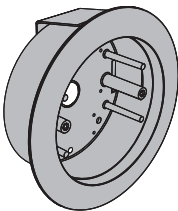
8310-867F



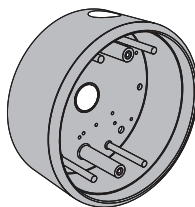
8310-867S



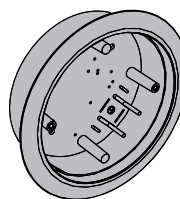
8310-868F



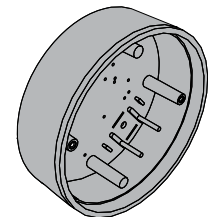
8310-868S



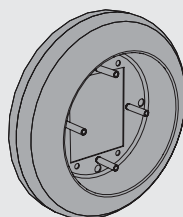
8310-869F



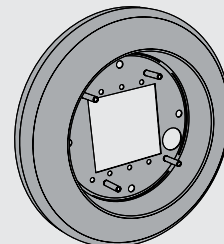
8310-869S



8310-874



8310-876



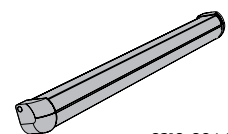
ACTUATORS & ACCESSORIES

PRICE LIST

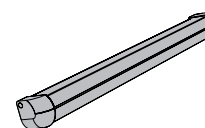
ACTUATORS & ACCESSORIES		LIST PRICE	PRODUCT DESCRIPTION	
PRODUCT NUMBER	DESCRIPTION			

8310 Series Activation/Safety Sensors

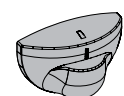
8310-804-1	Sensor, Door Mount, Safety	\$1,085	Door Mount Safety Sensor, Sensor with one element Used to sense obstruction(s) on leading edge of
8310-804-2	Sensor, Door Mount, Safety	1,462	Door Mount Safety Sensor, Sensor with two elements Used to sense obstruction(s) on full face of door
8310-854	Sensor, Header Mount, Activation	671	Header Mount Activation Sensor, 'K' Band Technology
8310-877	Sensor, Header Mount, Safety	1,280	Header Mount Safety Sensor, 'Diffused Infrared' Technology Provides 'safety function' during door open & door closed position. Nine selectable/programmable patterns. Optional 8310-859 Handheld Remote Control can be used to program 8310-877 Sensor from a distance. Includes 8310-846 Harness.



8310-804-1



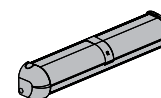
8310-804-2



8310-854

8310 Series Activation/Safety Sensor Packages

8310-3881L	Sensor Package	\$4,103	Activation/Safety Sensor Package, Single Door, Basic Pack Includes 8310-854 (2) Header Mount Activation Sensor, 8310-877 Header Mount Safety Sensor, 8310-877S Header Mount Spacer, 8310-804-2 Door Mount Safety Sensor, 8310-847 Harness
8310-3881	Sensor Package	5,492	Activation/Safety Sensor Package, Single Door, Complete Pack Includes 8310-854 (2) Header Mount Activation Sensor, 8310-877 Header Mount Safety Sensor, 8310-877S Header Mount Spacer, 8310-847 Harness, 8310-804-2 (2) Door Mount Safety Sensor
8310-3882L	Sensor Package	5,584	Activation/Safety Sensor Package, Double Door, Basic Pack Includes 8310-854 (2) Header Mount Activation Sensor, 8310-877 Header Mount Safety Sensor, 8310-877S Header Mount Spacer, 8310-847 (2) Harness, 8310-804-2 (2) Door Mount Safety Sensor
8310-3882	Sensor Package	8,362	Activation/Safety Sensor Package, Double Door, Complete Pack Includes 8310-854 (2) Header Mount Sensor, 8310-877 Header Mount Sensor, 8310-877S Header Mount Spacer, 8310-847 (2) Harness, 8310-804-2 (4) Door Mount Safety Sensor
8310-3883	Sensor Package	1,339	Activation/Safety Sensor Package, Low Energy Convenience, Single Door. Includes 8310-804-1 Door Mount Safety Sensor, 8310-805C Door Position Switch (Concealed), 8310-845 Programmable Relay Module
8310-3891	Sensor Package	7,087	Activation/Safety Sensor Package, Health Care I, Simultaneous Pair Includes 8310-877 Header Mount Sensor, 8310-877S Header Mount Spacer, 8310-804-2 (4) Door Mount Sensor, 8310-847 (2) Harness.
8310-3892	Sensor Package	8,618	Activation/Safety Sensor Package, Health Care II, Independent Pair Includes 8310-877 (2) Header Mount Sensor, 8310-877S (2) Header Mount Spacer, 8310-804-2 (4) Door Mount Sensor, 8310-847 (2) Harness

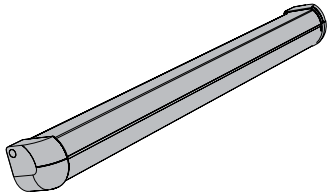


8310-877

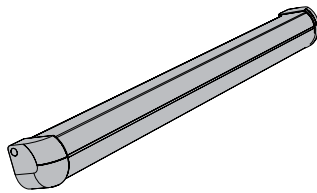
8310 Series Activation/Safety Sensor Packages

October
2015

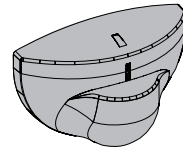
8310-804-1



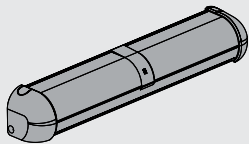
8310-804-2




8310-854



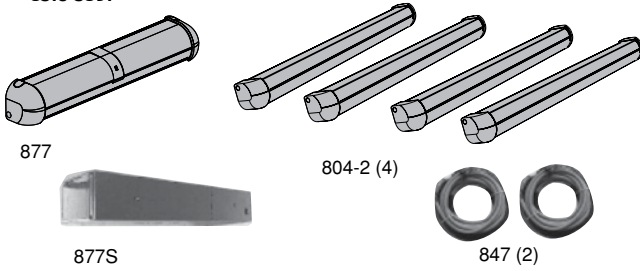
8310-877



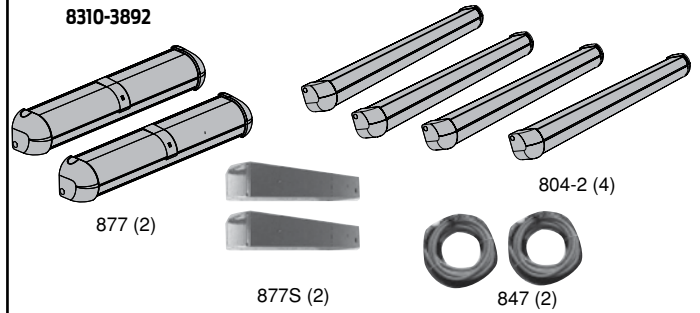
8310-3883



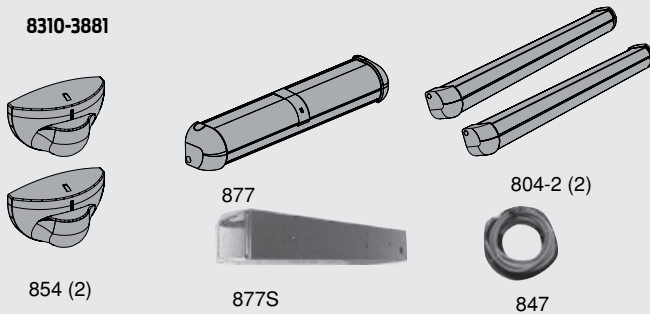
8310-3891



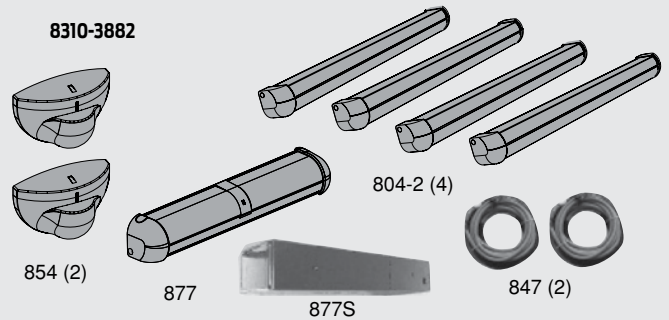
8310-3892



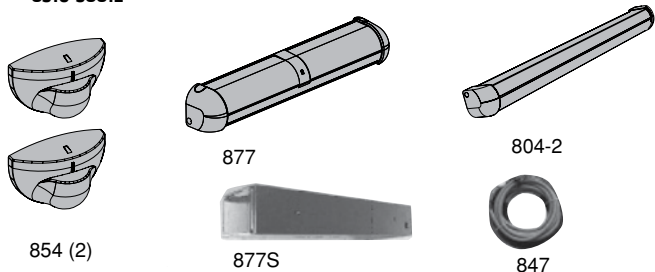
8310-3881



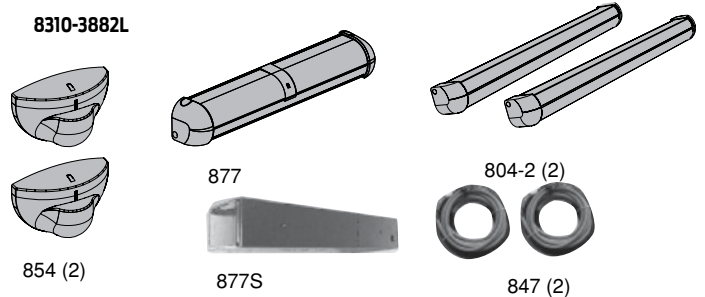
8310-3882



8310-3881L



8310-3882L



ACTUATORS & ACCESSORIES

PRICE LIST

ACTUATORS & ACCESSORIES		LIST PRICE	PRODUCT DESCRIPTION	
PRODUCT NUMBER	DESCRIPTION			

8310 Series Activation/Safety Sensor Accessories

8310-805	Switch, Door Position	\$48	Switch, Door Position, Surface Mount. Used when 8310-804-1 Surface Mount or 8310-804-2 Door Mounted Safety Sensor is installed in conjunction w/ either a 4630 or 4640 Series Automatic Operator. Disables approach side sensor when door is closed	 8310-824
8310-805C	Switch, Door Position	48	Switch, Door Position, Concealed. Used when 8310-804-1 Concealed or 8310-804-2 Door Mounted Safety Sensor is installed in conjunction w/ either a 4630 or 4640 Series Automatic Operator. Disables approach side sensor when door is closed	 8310-859
8310-824	Transformer	69	Transformer, 24v, Hardwired. Optional accessory - Used to remotely power any 24v sensor/receiver	 8310-854ECA
8310-824P	Transformer	69	Transformer, 24v, Plug In. Optional accessory - Used to remotely power any 24v sensor/receiver	 8310-854ERA
8310-846	Harness, Header Mount	24	Harness, Header Mount. Used w/ 8310-877 Header Mount Safety Sensor	
8310-847	Harness, Door Mount	97	Harness, Door Mount. Used w/ 8310-804-1 or 8310-804-2 Door Mount Safety Sensor	
8310-854ECA	Bracket, Drop Ceiling	177	Bracket, Drop Ceiling. Optional bracket used w/ 8310-854 Header Mount Activation Sensor	
8310-854ERA	Cover, Protective	118	Cover, Protective Optional cover used w/ 8310-854 Header Mount Activation Sensor	
8310-859	Remote, Handheld	148	Remote Control, Handheld. Optional handheld remote that can be used to program 8310-877 Header Mount Safety Sensor or 8310-854 Header Mount Motion Sensor	
8310-877S	Spacer, Header Mount	138	Header Mount Safety Sensor Spacer. Required when 8310-804-1 or 8310-804-2 Door Mount Safety Sensors	
8310-3803	Conversion Kit, Wireless, Jamb Mount	489	Wireless Conversion Kit, Jamb Mount, 3v Converts standard jamb actuator to wireless version Requires 8310-819 Jamb Box - Includes 8310-865 Receiver, 8310-844J (2) Jamb Mounted Transmitter Kit	
8310-3809	Conversion Kit, Wireless, Wall Mount	489	Wireless Conversion Kit, Wall Mount, 9v Converts standard wall mount actuator to wireless version. Requires Surface Box & Weather Ring - Includes 8310-865 Receiver, 8310-844 (2) Wall Mount Transmitter Kit	
8310-3888	Harness, Safety Module	31	Harness, Safety Module, Service Part. Safety Module Harness included in 8310-3889 Safety Module & Kit	
8310-3889	Safety Module Kit	441	Safety Module & Kit Used w/ 7901, 7902, 7981, 7982 Control Boxes. Includes 8310-3888 Safety Module Harness, 8310-845 Time Delay Relay. Required when 8310-877 Header Mount Safety Sensor is used w/ Pneumatic Automatic Operators (2610, 4810, 4820 or 4840 Series)	

8310 Series Activation/Safety Sensor Packages



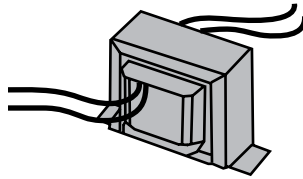
8310-805



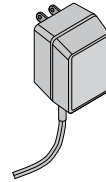
8310-805C



8310-824



8310-824P



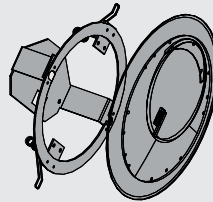
8310-846



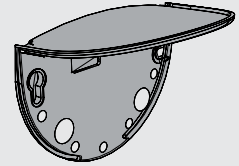
8310-847




8310-854ECA



8310-854ERA



8310-859



8310-8775



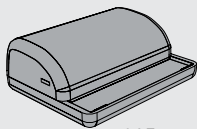
8310-3888



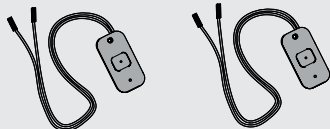
8310-3889



8310-3803

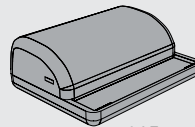


865

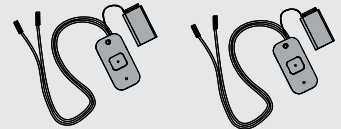


844J (2)

8310-3809



865



844 (2)

ACTUATORS & ACCESSORIES

PRICE LIST

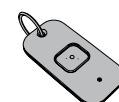
ACTUATORS & ACCESSORIES		LIST PRICE	PRODUCT DESCRIPTION	
PRODUCT NUMBER	DESCRIPTION			

8310 Series Actuators, Sensors & Accessories

8310-844	Transmitter Kit, Wall Mount	\$168	Transmitter, Wireless, 1 Channel, Wall Mount, 9v Used to convert standard wall mount actuator to wireless. Requires 8310-865 Receiver
8310-844J	Transmitter Kit, Jamb Mount	168	Transmitter, Wireless, 1 Channel, Jamb Mount, 3v Used to convert standard jamb mount actuator to wireless. Requires 8310-865 Receiver
8310-861	Transmitter, Handheld	168	Transmitter, Wireless, 1 Channel, Handheld, 9v Requires 8310-865 Receiver
8310-862	Transmitter, Handheld	168	Transmitter, Wireless, 2 Channel, Handheld, 9v Requires at least one 8310-865 Receiver
8310-863	Transmitter, Handheld	168	Transmitter, Wireless, 3 Channel, Handheld, 9v Requires at least one 8310-865 Receiver
8310-864	Transmitter, Handheld	168	Transmitter, Wireless, 4 Channel, Handheld, 9v Requires at least one 8310-865 Receiver
8310-865	Receiver	177	Receiver, Wireless, 1 Channel, Sequencing Feature Used in conjunction w/ Wireless Actuators & Transmitters



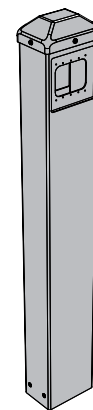
8310-844



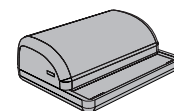
8310-861

8310 Series Actuators, Sensors & Accessories

8310-866	Post, Bollard	\$776	42" x 4" x 6" Bollard Post, Mounting Base, Actuator Cut-Out Requires 8310-3853WB Bollard Actuator or 8310-3853TWB Bollard Actuator. Can be used w/ 8310-853 Wall Mount Actuator, 8310-853T Wall Mount Actuator or 8310-855 Wall Mount Actuator. Includes 8310-866CAP. Available in AL or DKBRZ (please specify).
8310-866FLA	Post, Bollard	776	42" x 4" x 6" Bollard Post, Mounting Base, Full Length Actuator Only Requires 8310-836T Full Length Actuator or 8310-836TW Full Length Actuator. Includes 8310-866CAP. Available in AL or DKBRZ (please specify).
8310-866CAP	Cap	127	Plastic Cap, Protective Cover, Service Part. Formed plastic cap for 8310-866 Bollard Post
8310-3853WB	Actuator, Bollard	366	4-3/4" Square w/ Logo, Wireless. For use w/ 8310 866 Bollard Post. Includes 8310-853 Actuator, 8310-844 Transmitter Kit. Requires 8310-865 Receiver.
8310-3853TWB	Actuator, Bollard	366	4-3/4" Square w/ Logo, Text, Wireless. For use w/ 8310-866 Bollard Post. Includes 8310-853T Actuator, 8310-844 Transmitter Kit. Requires 8310-865 Receiver.
8310-3836T	Actuator, Full Length	1,538	Actuator, 36" x 6" Full Length, Logo, Text Bollard Post Available In AL or DKBRZ (Please Specify). Includes 8310-866FLA Bollard Post and 8310-836T Full Length Actuator.
8310-3836TW	Actuator, Full Length	1,698	Actuator, 36" x 6" Full Length, Logo, Text, Wireless Includes 8310-844J. Requires 8310-865 Bollard Post Available In AL or DKBRZ (Please Specify). Includes 8310-866FLA Bollard Post, 8310-836T Full Length Actuator and 8310-844 Wireless Transmitter Kit.
8310-865	Receiver	177	Receiver, Wireless, 1 Channel, Sequencing Feature Used in conjunction w/ Wireless Actuators & Transmitters



8310-866

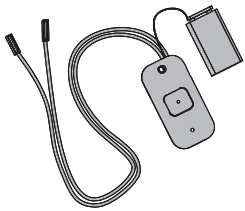


8310-865

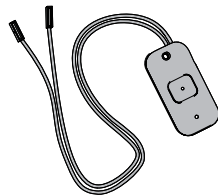
8310 Series Actuators, Sensors & Accessories



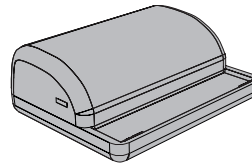
8310-844



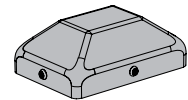
8310-844J



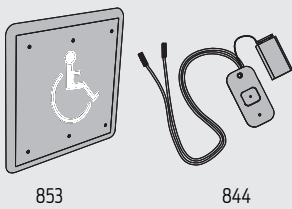
8310-865



8310-866CAP



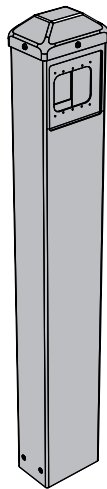
8310-3853WB



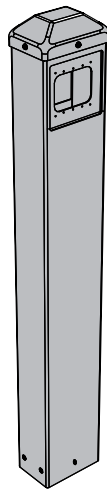
853

844

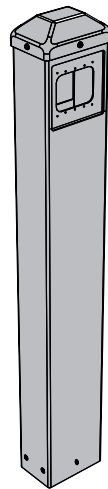
8310-866



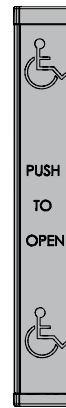
8310-866FLA



8310-3836T

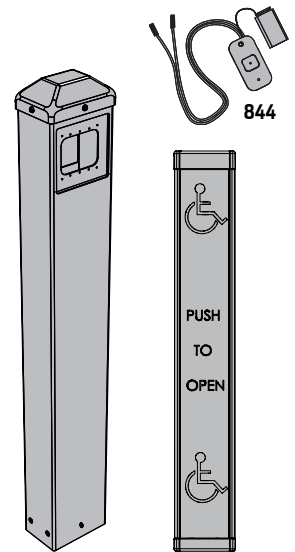


866FLA



836T

8310-3836TW

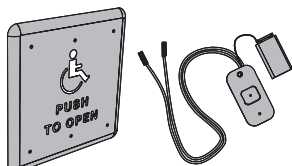


844

866FLA

836TW

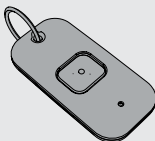
8310-3853TWB



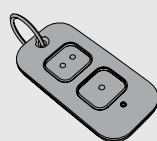
853T

844

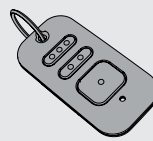
8310-861



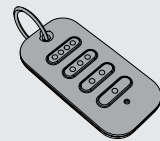
8310-862



8310-863



8310-864



ACTUATORS & ACCESSORIES

PRICE LIST

ACTUATORS & ACCESSORIES		LIST PRICE	PRODUCT DESCRIPTION
PRODUCT NUMBER	DESCRIPTION		



8310 Series Accessories

8310-806K	Switch, Key	\$180	Switch, Key Type, 3 Position (On/Off/Hold-Open) Optional switch used w/ Senior Swing, Benchmark, or 4630/4640 Operators with (CS) option
8310-806R	Switch, Rocker	180	Switch, Rocker Type, 3 Position (On/Off/Hold-Open) Optional switch w/ Senior Swing or Benchmark Operators.
8310-807	Filter, Line	180	Line Filter, AC, 120v. Optional filter used w/ Senior Operators to reduce 'line noise'.
8310-845	Relay and Door Sequencer	276	Programmable Relay and Door Sequencer Used to coordinate electric locking Programmable device release for Senior Swing, also functions as door sequencer. Operator manufactured prior to 9/06. Also, is a component to the 8310-8337 Low Energy Convenience Package
8310-887	Cable Assembly, Retrofit	19	Retrofit Cable Allows newer style Senior Swing digital control to be activated by existing switches when replacing older control purchased prior to September 2006.
8310-3134	Cable Kit, Retrofit	287	Retrofit Cable Kit Allows newer style Senior Swing digital control to be activated by existing switches when replacing older control purchased prior to September 2006. Also includes cables to allow Safety Sensors to activate. Includes 8310-887 plus Safety Sensor Cables.

8310 Series Accessories



8310-806K



8310-806R



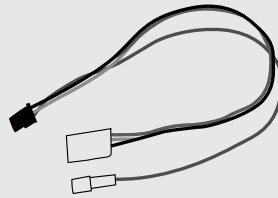
8310-807



8310-845



8310-887



8310-3134



PARTS & ACCESSORIES

PRICE LIST

PARTS & ACCESSORIES	STANDARD POWDER COAT FINISHES	PLATED FINISHES		PARTS & ACCESSORIES	STANDARD POWDER COAT FINISHES	PLATED FINISHES		
	AL (689) DKBRZ (695) BRASS (696) LTBRZ (691) STAT (690) BLACK (693)				AL (689) DKBRZ (695) BRASS (696) LTBRZ (691) STAT (690) BLACK (693)	US26D	US 3 US 4 US 10	US 15 US 26

SEM7800 Series

SEM7810-E050..... Extension 1/2"	18.00
SEM7810-E075..... Extension 3/4"	24.00
SEM7810-E100..... Extension 1"	27.00
SEM7810-E200..... Extension 2"	33.00
SEM7810-E400..... Extension 4"	36.00
SEM7810-514..... Ball Pivot/Connection Link	27.00
SEM7820-515..... Fastener Kit	54.00
SEM7820-72..... Standard Cover & Base	407.00
SEM7820-825..... Door Armature	107.00
SEM7820-516..... Magnet Core Assembly	148.00
SEM7830-515..... Fastener Kit	20.00
SEM7830-72..... Standard Cover	82.00
SEM7830-268..... Surface Mount Box	30.00
SEM7830-516..... Magnet Core Assembly	136.00
SEM7830-825..... Door Armature	107.00
SEM7840-515..... Fastener Kit	20.00
SEM7840-72..... Standard Cover	82.00
SEM7840-516..... Magnet Core Assembly	136.00
SEM7840-825..... Door Armature	107.00
SEM7850-515..... Fastener Kit & Bracket	20.00
SEM7850-516..... Magnet Core Assembly	136.00
SEM7850-72..... Standard Cover	82.00
SEM7850-828..... Door Armature	155.00

1250 Series

1250-3071..... Std Cylinder Assy	125.00
1250-3077/PA..... Reg Arm w/62PA	60.00
1250-3077/62A..... Reg Arm w/62A	75.00
1250-3077L..... Long Arm	60.00
1250-3049..... Hold Open Arm	85.00
1250-3049/PA..... Hold Open Arm w/62PA	90.00
1250-3049L..... Hold Open Long Arm	90.00
1250-3077EDA..... EDA Arm	105.00
1250-3049EDA..... HEDA Arm	130.00
1250-3077CUSH..... CUSH Arm	130.00
1250-3049CUSH..... HCUSH Arm	180.00
1250-3077SCNS..... SCUSH Arm	180.00
1250-3049SCNS..... Spring HCUSH Arm	230.00
1250-UNIV..... Screw Pack	20.00
1250-TORX..... Screw Pack	20.00
1250-TBTRX..... Screw Pack	20.00
1250-72..... Standard Cover	15.00
1250-18..... Plate	40.00
1250-18PA..... Plate	40.00
1250-30..... Cush Shoe Support	19.00
1250-61..... Spacer	21.00
1250-62A..... Auxiliary Shoe	35.00
1250-62PA..... PA Shoe	12.00
1250-146..... Shaft Cover	6.00
1250-419..... Panel Adapter	50.00
1250-3080..... Spring CUSH Block	49.00
1250-Flat Box..... Flat Box w/Label	4.00
1250-Instruction Sheet..... Instruction Sheet	3.00
1250-Rebox Kit..... Box & Instruction Sheet	5.00

1260 Series

1261-3071..... Std Cylinder Assy	158.00
1260-3077..... Reg Arm	73.00
1260-3077/PA..... Reg Arm w/62PA	78.00
1260-3077/62A..... Reg Arm w/62A	93.00

1260-3077L..... Long Arm	73.00
1260-3049..... Hold Open Arm	100.00
1260-3049/PA..... Hold Open Arm w/62PA	105.00
1260-3049L..... Hold Open Long Arm	100.00
1260-3077EDA..... EDA Arm	100.00
1260-3077EDA/G..... EDA Arm w/62G	100.00
1260-3049EDA..... HEDA Arm	125.00
1260-3049EDA/G..... HEDA Arm w/62G	125.00
1260-3077CUSH..... CUSH Arm	125.00
1260-3049CUSH..... HCUSH Arm	175.00
1260-72..... Standard Cover	9.00
1260-SRT..... Screw Pack	15.00
1260-TBSRT..... Screw Pack	15.00
1260-WMS..... Screw Pack	15.00
1260-TBWMS..... Screw Pack	15.00
1260-TORX..... Screw Pack	19.00
1260-TBTRX..... Screw Pack	19.00
1260-18..... Plate	40.00
1260-18PA..... Plate	40.00
1260-18QF..... Plate	40.00
1260-30..... Cush Shoe Support	19.00
1260-37..... Hold Open Stud	22.00
1260-41..... Hold Open Nut	5.90
1260-45..... Hold Open Shoe	20.00
1260-49..... Hold Open Main Arm	52.00
1260-61..... Spacer	21.00
1260-62A..... Auxiliary Shoe	35.00
1260-62PA..... PA Shoe	12.00
1260-77..... Arm & Forearm	69.00
1260-78H..... H Head & Tube	60.00
1260-78HL..... Head & Long Tube	60.00
1260-79..... Rod & Shoe	23.00
1260-79LR..... Long Rod & Shoe	23.00
1260-83..... Arm Screw	2.30
1260-83H..... H Arm Screw	2.30
1260-146..... Shaft Cover	2.30
1260-159..... Arm Screw	2.30
1260-201..... Spacer	3.30
1260-384..... Stop	17.00
1260-419..... Panel Adapter	50.00
1260-3048..... Head & Tube Assy	68.00
1260-3048L..... Head & Long Tube Assy	68.00
1260-Flat Box..... Flat Box w/Label	4.00
1260-Instruction Sheet..... Instruction Sheet	3.00
1260-Rebox Kit..... Box & Instruction Sheet	5.00

1450 Series

1450-3071..... Std Cylinder Assy	175.00		
1450-3071DEL..... Del Action Cylinder Assy	215.00		
1450-3077/PA..... Reg Arm w/62PA	60.00	208.00	257.00
1450-3077/62A..... Reg Arm w/62A	75.00	223.00	272.00
1450-3077L..... Long Arm	60.00	158.00	192.00
1450-3049..... Hold Open Arm	85.00	165.00	205.00
1450-3049/PA..... H Arm w/62PA	90.00	215.00	270.00
1450-3049L..... H Long Arm	85.00	165.00	205.00
1450-3077EDA..... EDA Arm	105.00	275.00	315.00
1450-3077EDA/G..... EDA Arm w/62G	105.00	275.00	315.00
1450-3049EDA..... H EDA Arm	130.00	300.00	340.00
1450-3049EDA/G..... H EDA Arm w/62G	130.00	300.00	340.00
1450-3077CNS..... Cush Arm	130.00	300.00	340.00
1450-3049CNS..... H Cush Arm	180.00	350.00	390.00

1450 Series continued on next page

PARTS & ACCESSORIES

PRICE LIST

PARTS & ACCESSORIES	STANDARD POWDER COAT FINISHES AL (689) DKBRZ (695) BRASS (696) LTBRZ (691) STAT (690) BLACK (693)	PLATED FINISHES			PARTS & ACCESSORIES	STANDARD POWDER COAT FINISHES AL (689) DKBRZ (695) BRASS (696) LTBRZ (691) STAT (690) BLACK (693)	PLATED FINISHES		
		US26D	US 3 US 4 US 10	US 10B US 15 US 26			US26D	US 3 US 4 US 10	US 10B US 15 US 26

1450 Series continued

1450-3077SCNS.....S Cush Arm	180.00
1450-3049SCNS.....Spring H Cush Arm	230.00
1450-72.....Standard Cover	15.00
1450-72FC.....Full Cover	45.00
1250-UNIV.....Screw Pack	15.00
1250-TORX.....Screw Pack	15.00
1250-TBTRX.....Screw Pack	15.00
1450-18.....Plate	49.00
1450-18FC.....Plate	49.00
1450-18PA.....Plate	49.00
1450-18PAFC.....Plate	49.00
1450-30.....Cush Shoe Support	19.00
1450-61.....Spacer	21.00
1450-62A.....Auxiliary Shoe	35.00
1450-62PA.....PA Shoe	12.00
1450-146.....Shaft Cover	2.30
1450-3080.....Spring Cush Block	49.00
1450-Flat Box.....Flat Box w/Label	4.00
1450-Instruction Sheet.....Instruction Sheet	3.00
1450-Rebox Kit.....Box & Instruction Sheet	5.00

1460 Series

1461-3071.....Std Cylinder Assy	208.00
1461-3071DEL.....Del Action Cylinder Assy	238.00
1460-3077.....Reg Arm	73.00
1460-3077/PA.....Reg Arm w/62PA	78.00
1460-3077/62A.....Reg Arm w/62A	93.00
1460-3077HD.....Heavy Duty Arm	89.00
1460-3077HD/PA.....HD Arm w/62PA	94.00
1460-3077HD/62A.....HD Arm w/62A	109.00
1460-3077HD/L.....HD Long Arm	89.00
1460-3077L.....Long Arm	73.00
1460-3049.....Hold Open Arm	100.00
1460-3049/PA.....H Arm w/62PA	105.00
1460-3049L.....H Long Arm	100.00
1460-3077EDA.....EDA Arm	100.00
1460-3077EDA/G.....EDA Arm w/62G	100.00
1460-3049EDA.....H EDA Arm	125.00
1460-3049EDA/G.....H EDA Arm w/62G	125.00
1460-3077CNS.....Cush Arm	125.00
1460-3049CNS.....H Cush Arm	175.00
1460-3077SCNS.....S Cush Arm	175.00
1460-3049SCNS.....Spring H Cush Arm	225.00
1460-72.....Standard Cover	15.00
1460-72DS1.....Designer Series Cover	40.00
1460-72FC.....Full Cover	20.00
1460-SRT.....Screw Pack	15.00
1460-TBSRT.....Screw Pack	15.00
1460-WMS.....Screw Pack	15.00
1460-TBWMS.....Screw Pack	15.00
1460-TORX.....Screw Pack	19.00
1460-TBTRX.....Screw Pack	19.00
1460-18.....Plate	49.00
1460-18DS.....Plate	49.00
1460-18FC.....Plate	49.00
1460-18PA.....Plate	49.00
1460-18PADS.....Plate	49.00
1460-18PAFC.....Plate	49.00
1460-30.....Cush Shoe Support	19.00
1460-30A.....Mounting Bracket	3.10

1460-37.....Hold Open Stud	22.00
1460-41.....Hold Open Nut	5.90
1460-45.....Hold Open Shoe	20.00
1460-49.....Hold Open Main Arm	52.00
1460-61.....Spacer	21.00
1460-62A.....Auxiliary Shoe	35.00
1460-62PA.....PA Shoe	12.00
1460-77.....Arm & Forearm	69.00
1460-77HD.....Heavy Duty Arm & Forearm	86.00
1460-78H.....H Head & Tube	60.00
1460-78HL.....Head & Long Tube	60.00
1460-79.....Rod & Shoe	23.00
1460-79LR.....Long Rod & Shoe	49.00
1460-83.....Arm Screw	2.30
1460-83H.....H Arm Screw	2.30
1460-124.....Plug	2.30
1460-146.....Shaft Cover	2.30
1460-159.....Arm Screw	2.30
1460-163.....Arm Insert	2.30
1460-201.....Spacer	3.30
1460-384.....Stop	17.00
1460-419.....Panel Adapter	50.00
1460-3048.....Head & Tube Assy	68.00
1460-3048L.....Head & Long Tube Assy	68.00
1460-3080.....Spring Cush Block	49.00
1460-3373.....Adapter Kit	2.50
1460-Flat Box.....Flat Box w/Label	4.00
1460-Instruction Sheet.....Instruction Sheet	3.00
1460-Rebox Kit.....Box & Instruction Sheet	5.00

1460T Series

1460T-3071.....Std Cylinder Assy	208.00
1461T-3071.....Std Cylinder Assy	208.00
1460T-3077T.....Standard Arm	71.00
1460T-3038.....Standard Track	50.00
1460T-3038B.....Track w/Bumper	60.00
1460T-3038H.....Track w/Hold Open	70.00
1460T-3038HB.....Track w/Hold Open & Bumper	80.00
1460T-72.....Standard Cover	15.00
1460T-72DS1.....Designer Series Cover	40.00
1460T-72FC.....Full Cover	20.00
1460T-SRT.....Screw Pack (incl -3034)	29.00
1460T-TBSRT.....Screw Pack (incl -3034)	29.00
1460T-WMS.....Screw Pack (incl -3034)	29.00
1460T-TBWMS.....Screw Pack (incl -3034)	29.00
1460T-TORX.....Screw Pack (incl -3034)	33.00
1460T-TBTRX.....Screw Pack (incl -3034)	33.00
1460T-18.....Plate	49.00
1460T-18DS.....Plate	49.00
1460T-18FC.....Plate	49.00
1460T-18GFC.....Plate	49.00
1460T-18PA.....Plate	49.00
1460T-18PADS.....Plate	49.00
1460T-18PAFC.....Plate	49.00
1460T-30A.....Mounting Bracket	3.10
1460T-73.....End Cap	6.90
1460T-78.....Arm & Tube	60.00
1460T-82.....Rod	50.00
1460T-83H.....H Arm Screw	2.30
1460T-141-1.....Plug	2.30

1460 Series continued on next page

PARTS & ACCESSORIES

PRICE LIST

PARTS & ACCESSORIES	STANDARD POWDER COAT FINISHES	PLATED FINISHES			PARTS & ACCESSORIES	STANDARD POWDER COAT FINISHES	PLATED FINISHES	
	AL (689) DKBRZ (695) BRASS (696) LTBRZ (691) STAT (690) BLACK (693)	US26D	US 3 US 4 US 10	US 10B US 15 US 26		ANCLR ANDKB		
1460 Series continued					2210 Series			
1460T-141-2 Plug	2.30				2213(4,5)-3071..... Std Cylinder Assy	511.00		
1460T-146 Shaft Cover	2.30				2213(4,5)-3071AVB..... AVB Cylinder Assy	526.00		
1460T-159 Arm Screw	2.30				2210-3077T..... Standard Arm	109.00	308.00	327.00
1460T-163 Arm Insert	2.30				2210-72..... Finish Plate (11&12)	45.00	170.00	220.00
1460T-169 Bumper Assy	17.00				2210-3038..... Standard Track	80.00		
1460T-425 Roller Lock Screw	3.30				2210-TORX..... Screw Pack	33.00	53.00	63.00
1460T-3034..... Track Roller	15.00				2210-11..... Finish Plate	26.00	95.00	125.00
1460T-3054..... Hold Open Clip	25.00				2210-12..... Short Finish Plate	24.00	90.00	110.00
1460T-Flat Box..... Flat Box w/Label	4.00				2210-31..... Cover Screw	2.30		
1460T-Instruction Sheet..... Instruction Sheet	3.00				2210-159..... Arm Screw	2.30		
1460T-Rebox Kit..... Box & Instruction Sheet	5.00				2210-3034..... Track Roller	20.00		
					2210-Flat Box..... Flat Box w/Label	4.00		
					2210-Instruction Sheet..... Instruction Sheet	3.00		
					2210-Rebox Kit..... Box & Instruction Sheet	5.00		
2010 Series					2210DPS Series			
2011(3,4,5,6)-3071..... Std Cylinder Assy	361.00				2213(4,5)DPS-3071..... Std Cylinder Assy	604.00		
2010-3077T..... Standard Arm	83.00	237.00	275.00		2213(4,5)DPS-3071AVB..... AVB Cylinder Assy	619.00		
2010-3038..... Standard Track	50.00				2210DPS-3077T..... Standard Arm	109.00	308.00	327.00
2010-3038B..... Track w/Bumper	60.00				2210DPS-72..... Finish Plate (11&12)	45.00	170.00	220.00
2010-3038H..... Track w/Hold Open	70.00				2210DPS-3038..... Standard Track	80.00		
2010-3038HB..... Track w/Hold Open & Bumper	80.00				2210DPS-TORX..... Screw Pack	33.00	53.00	63.00
2010-WMS..... Screw Pack (incl -3034)	29.00	49.00	59.00		2210DPS-11..... Finish Plate	26.00	95.00	125.00
2010-TORX..... Screw Pack (incl -3034)	33.00	53.00	63.00		2210DPS-12..... Short Finish Plate	24.00	90.00	110.00
2010-11..... Finish Plate	40.00	165.00	220.00		2210DPS-31..... Cover Screw	2.30		
2010-31..... Cover Screw	2.30				2210DPS-159..... Arm Screw	2.30		
2010-159..... Arm Screw	2.30				2210DPS-493..... DPS Test Kit	61.00		
2010-169..... Bumper Assy	17.00				2210DPS-3034..... Track Roller	20.00		
2010-420..... Fire Shield	50.00				2210DPS-3340..... Wire Harness	61.00		
2010-425..... Roller Lock Screw	3.30				2210DPS-Flat Box..... Flat Box w/Label	4.00		
2010-3034..... Track Roller	15.00				2210DPS-Instruction Sheet..... Instruction Sheet	3.00		
2010-3054..... Hold Open Clip	25.00				2210DPS-Rebox Kit..... Box & Instruction Sheet	5.00		
2010-SPL-3034..... P-1152 Roller	34.00							
2010-SPL-3038..... P-1224 Track	63.00				2310ME Series			
2010-Flat Box..... Flat Box w/Label	4.00				2314ME-3071..... Std Cylinder Assy	824.00		
2010-Instruction Sheet..... Instruction Sheet	3.00				2314ME-3071B80..... B80 Cylinder Assy	899.00		
2010-Rebox Kit..... Box & Instruction Sheet	5.00				2314ME-3071B140..... B140 Cylinder Assy	899.00		
					2314ME-3971..... Cylinder Only	774.00		
					2314ME-3971B80..... B80 Cylinder Only	849.00		
					2314ME-3971B140..... B140 Cylinder Only	849.00		
					2310ME-3077T..... Standard Arm	83.00	237.00	275.00
					2310ME-72..... Finish Plate (11&12)	45.00	170.00	220.00
					2310ME-3038..... Standard Track	50.00		
					2310ME-WMS..... Screw Pack (incl -3034)	29.00	49.00	59.00
					2310ME-TORX..... Screw Pack (incl -3034)	33.00	53.00	63.00
					2310ME-11..... Finish Plate	26.00	95.00	125.00
					2310ME-12..... Short Finish Plate	24.00	90.00	110.00
					2310ME-31..... Cover Screw	2.30		
					2310ME-159..... Arm Screw	2.30		
					2310ME-172..... Wiring Cover	6.90		
					2310ME-420..... Fire Shield	50.00		
					2310ME-425..... Roller Lock Screw	3.30		
					2310ME-3034..... Track Roller	15.00		
					2310ME-3210..... Transformer	59.00		
					2310ME-3431..... Input Jumper	4.90		
					2310ME-3351..... ME Switch Assy	72.00		
					2310ME-Flat Box..... Flat Box w/Label	4.00		
					2310ME-Instruction Sheet..... Instruction Sheet	3.00		
					2310ME-Rebox Kit..... Box & Instruction Sheet	5.00		

*Require length - please note when ordering

PARTS & ACCESSORIES

PRICE LIST

PARTS & ACCESSORIES	STANDARD POWDER COAT FINISHES	PLATED FINISHES			PARTS & ACCESSORIES	STANDARD POWDER COAT FINISHES	PLATED FINISHES		
	AL (689) DKBRZ (695) BRASS (696) LTBRZ (691) STAT (690) BLACK (693)	US26D	US 3 US 4 US 10	US 10B US 15 US 26		AL (689) DKBRZ (695) BRASS (696) LTBRZ (691) STAT (690) BLACK (693)	US26D	US 3 US 4 US 10	US 10B US 15 US 26

2610 Series

2613(4)-3071.....Std Cylinder Assy	1693.00	1866.00	1917.00
2613(4)-3071DPS.....DPS Cylinder Assy	1870.00	2043.00	2094.00
2613(4)-3971.....Cylinder Only	1593.00		
2613(4)-3971DPS.....DPS Cylinder Only	1770.00		
2610-3077T.....Standard Arm	89.00	252.00	299.00
2610-3038.....Standard Track	50.00		
2610-WMS.....Screw Pack (incl -3034)	29.00	49.00	59.00
2610-61.....Spacer	10.50		
2610-78.....Arm & Tube	60.00		
2610-82.....Rod	50.00		
2610-83H.....H Arm Screw	2.30		
2610-155-1.....Caution Decal	4.90		
2610-155-2.....Activation Decal	4.90		
2610-159.....Arm Screw	2.30		
2610-425.....Roller Lock Screw	3.30		
2610-3002.....Mounting/Finish Plate	123.00	241.00	286.00
2610-3034.....Track Roller	15.00		
2610-Flat Box.....Flat Box w/Label	4.00		
2610-Instruction Sheet.....Instruction Sheet	3.00		
2610-Rebox Kit.....Box & Instruction Sheet	5.00		

2810 Series - (ANCLR or ANDKB only)

2810-3077CP.....Center Pivot Arm	200.00		
2810-3077OP.....Offset/Butt Hung Arm	175.00		
2810-3077OPCM*Offset Arm w/Track & Conc Channel	338.00		
2810-3572HL*.....Header Asy	285.00		
2810-3572HL/S*.....Header Asy w/Stop Prep	285.00		
2810-3572DD*.....Double Door Header Asy	490.00		
2810-3572DD/S*Double Door Header Asy w/Stop Prep	490.00		
2810-3572DD/MPDouble Door Header w/Manual Prep	1090.00		
2810-MS.....Screw Pack	15.00		
2810-11A.....Spindle Plate - 2 3/4"	64.00		
2810-11B.....Spindle Plate - 3 3/4"	64.00		
2810-12*.....Blank Filler Plate	78.00		
2810-78.....Arm & Tube	172.00		
2810-82.....Rod	99.00		
2810-107.....Pivot Body	57.00		
2810-110.....Pivot Post	45.00		
2810-117.....Bottom Pivot Plate	45.00		
2810-168.....Slide	33.00		
2810-275.....Mounting Bracket - 2 3/4"	86.00		
2810-334.....Header Endcaps	37.00		
2810-334-2.....End Cap	64.00		
2810-375.....Mounting Bracket - 3 3/4"	86.00		
2810-384B.....Breakaway Door Stop	130.00		
2810-384F.....Fixed Door Stop	61.00		
2810-511*.....Dress Plate Extrusion Only	15.00 / ft		
2810-518.....Cable/Parts Bag	78.00		
2810-572*.....Header Extrusion Only	45.00 / ft		
2810-572HL*.....Header Only	185.00		
2810-572HL/S*.....Header Only w/Stop Prep	185.00		
2810-572DD*.....Double Door Header Only	390.00		
2810-572DD/S*Double Door Header Only w/Stop Prep	390.00		
2810-3018.....Rear Mount Bracket	86.00		
2810-3072*.....Concealing Channel	189.00		
2810-3107.....Bottom Pivot Assembly	135.00		
2810-3155.....Label Kit	23.00		
2810-3454.....Motor Gearbox (Std Force)	1950.00		
2810-3462.....Controller	1250.00		

*Require length - please note when ordering

2850 Series - (ANCLR or ANDKB only)

2850-3077CP.....Center Pivot Arm	200.00		
2850-3077OP.....Offset/Butt Hung Arm	175.00		
2850-3077OPCM*Offset Arm w/Track & Conc Channel	338.00		
2850-3572HL*.....Header Asy	490.00		
2850-3572HL/S*.....Header Asy w/Stop Prep	490.00		
2850-MS.....Screw Pack	15.00		
2850-11A.....Spindle Plate - 2 3/4"	64.00		
2850-11B.....Spindle Plate - 3 3/4"	64.00		
2850-12*.....Blank Filler Plate	78.00		
2850-78.....Arm & Tube	172.00		
2850-82.....Rod	99.00		
2850-107.....Pivot Body	57.00		
2850-110.....Pivot Post	45.00		
2850-117.....Bottom Pivot Plate	45.00		
2850-168.....Slide	33.00		
2850-275.....Mounting Bracket - 2 3/4"	86.00		
2850-334.....Header Endcaps	37.00		
2850-334-2.....End Cap	64.00		
2850-375.....Mounting Bracket - 3 3/4"	86.00		
2850-384B.....Breakaway Door Stop	130.00		
2850-384F.....Fixed Door Stop	61.00		
2850-511*.....Dress Plate Extrusion Only	15.00 / ft		
2850-518.....Cable/Parts Bag	78.00		
2850-572*.....Header Extrusion Only	45.00 / ft		
2850-572HL*.....Header Only	390.00		
2850-572HL/S*.....Header Only w/Stop Prep	390.00		
2850-982.....Companion Cable	58.00		
2850-3018.....Rear Mount Bracket	86.00		
2850-3072*.....Concealing Channel	189.00		
2850-3107.....Bottom Pivot Assembly	135.00		
2850-3155.....Label Kit	23.00		
2850-3454.....Motor Gearbox (Std Force)	1950.00		
2850-3462.....Controller	1250.00		

2860 Series - (ANCLR or ANDKB only)

2860-3077CP.....Center Pivot Arm	200.00		
2860-3077OP.....Offset/Butt Hung Arm	175.00		
2860-3077OPCM*Offset Arm w/Track & Conc Channel	338.00		
2860-3572HL*.....Header Asy	490.00		
2860-3572HL/S*.....Header Asy w/Stop Prep	490.00		
2860-MS.....Screw Pack	15.00		
2860-11A.....Spindle Plate - 2 3/4"	64.00		
2860-11B.....Spindle Plate - 3 3/4"	64.00		
2860-12*.....Blank Filler Plate	78.00		
2860-78.....Arm & Tube	172.00		
2860-82.....Rod	99.00		
2860-107.....Pivot Body	57.00		
2860-110.....Pivot Post	45.00		
2860-117.....Bottom Pivot Plate	45.00		
2860-168.....Slide	33.00		
2860-275.....Mounting Bracket - 2 3/4"	86.00		
2860-334.....Header Endcaps	37.00		
2860-334-2.....End Cap	64.00		
2860-375.....Mounting Bracket - 3 3/4"	86.00		
2860-384B.....Breakaway Door Stop	130.00		
2860-384F.....Fixed Door Stop	61.00		
2860-511*.....Dress Plate Extrusion Only	15.00 / ft		
2860-518.....Cable/Parts Bag	78.00		
2860-572*.....Header Extrusion Only	45.00 / ft		

2860 Series continued on next page

PARTS & ACCESSORIES

PRICE LIST

PARTS & ACCESSORIES	STANDARD POWDER COAT FINISHES	PLATED FINISHES			PARTS & ACCESSORIES	STANDARD POWDER COAT FINISHES	PLATED FINISHES		
	AL (689) DKBRZ (695) BRASS (696) LTBRZ (691) STAT (690) BLACK (693)	US26D	US 3 US 4 US 10	US 10B US 15 US 26		AL (689) DKBRZ (695) BRASS (696) LTBRZ (691) STAT (690) BLACK (693)	US26D	US 3 US 4 US 10	US 10B US 15 US 26
<i>2860 Series continued</i>									
2860-572HL* Header Only	390.00				3130SE-73 End Cap	6.90			
2860-572HL/S* Header Only w/Stop Prep	390.00				3130SE-78 Arm & Tube	60.00			
2860-3018 Rear Mount Bracket	86.00				3130SE-81 Connector w/Ring	4.30			
2860-3072* Concealing Channel	189.00				3130SE-82 Rod	50.00			
2860-3107 Bottom Pivot Assembly	135.00				3130SE-83H H Arm Screw	2.30			
2860-3155 Label Kit	23.00				3130SE-159 Arm Screw	2.30			
2860-3454 Motor Gearbox (Std Force)	1950.00				3130SE-168 Slider	5.90			
2860-3462 Control Box	1250.00				3130SE-425 Roller Lock Screw	3.30			
3030 Series									
3031(2,3,4)-3071 Std Cylinder Assy	292.00				3130SE-3034 Track Roller	15.00			
3030-3077 Reg Arm	103.00				3130SE-3210 Transformer	59.00			
3030-3049 Hold Open Arm	133.00				3130SE-3436 On/off Switch Assy	60.00			
3030-WMS Screw Pack	15.00				3130SE-Flat Box Flat Box w/Label	4.00			
3030-TORX Screw Pack	19.00				3130SE-Instruction Sheet Instruction Sheet	3.00			
3030-37 Hold Open Stud	22.00				3130SE-Rebox Kit Box & Instruction Sheet	5.00			
3030-41 Hold Open Nut	5.90				4000 Series				
3030-48 Hold Open Forearm	56.00				4003(4)T-3071 Std Cylinder Assy	284.00			
3030-49 Hold Open Main Arm	52.00				4000T-3077T Standard Arm	87.00	205.00	255.00	
3030-77 Arm & Forearm	69.00				4000T-3038 Standard Track	50.00			
3030-79 Rod & Shoe	23.00				4000T-72 Standard Cover	20.00			
3030-79H H Rod & Shoe	23.00				4000T-72MC Metal Cover	25.00	175.00	220.00	
3030-83 Arm Screw	2.30				4000T-WMS Screw Pack (incl -3034)	29.00	49.00	59.00	
3030-83H H Arm Screw	2.30				4000T-TBWMS Screw Pack (incl -3034)	29.00	49.00	59.00	
3030-159 Arm Screw	2.30				4000T-TORX Screw Pack (incl -3034)	33.00	53.00	63.00	
3030-421 Arm Stud	7.80				4000T-TBTRX Screw Pack (incl -3034)	33.00	53.00	63.00	
3030-Flat Box Flat Box w/Label	4.00				4000T-31 Cover Screw	2.30			
3030-Instruction Sheet Instruction Sheet	3.00				4000T-61 Spacer	10.50			
3030-Rebox Kit Box, Inst., & Screw Pk	5.00				4000T-73 End Cap	6.90			
3130 Series									
3131(2,3)-3071 Std Cylinder Assy	292.00				4000T-141-2 Plug	2.30			
3130-3077T Standard Arm	95.00				4000T-159 Arm Screw	2.30			
3130-3038 Standard Track	50.00				4000T-163 Arm Insert	2.30			
3130-3038B Track w/Bumper	60.00				4000T-164 Screw Insert	2.30			
3130-3038H Track w/Hold Open	70.00				4000T-425 Roller Lock Screw	3.30			
3130-3038HB Track w/Hold Open & Bumper	80.00				4000T-3034 Track Roller	15.00			
3130-WMS Screw Pack (incl -3034)	29.00				4000T-Flat Box Flat Box w/Label	4.00			
3130-TORX Screw Pack (incl -3034)	33.00				4000T-Instruction Sheet Instruction Sheet	3.00			
3130-2 Channel	7.80				4000T-Rebox Kit Box & Instruction Sheet	5.00			
3130-159 Arm Screw	2.30				4010 Series				
3130-169 Bumper Assy	17.00				4011(6)-3071 Std Cylinder Assy	284.00			
3130-425 Roller Lock Screw	3.30				4011-3071DEL Del Act Cyl Assy	314.00			
3130-3034 Track Roller	15.00				4011(6)-3071TEL TEL Cylinder Assy	314.00			
3130-3054 Hold Open Clip	25.00				4010-3077 Reg Arm	104.00	315.00	396.00	
3130-Flat Box Flat Box w/Label	4.00				4010-3049 Hold Open Arm	129.00	340.00	421.00	
3130-Instruction Sheet Instruction Sheet	3.00				4010-3049FL FL Arm	218.00			
3130-Rebox Kit Box & Instruction Sheet	5.00				4010-72 Standard Cover	20.00			
3130SE Series									
3133(4)SE-3071 Std Cylinder Assy	292.00				4010-72MC Metal Cover	25.00	175.00	220.00	
3130SE-3077T Standard Arm	95.00				4010-SRT Screw Pack	15.00			
3130SE-3077L Long Arm	95.00				4010-TBSRT Screw Pack	15.00	35.00	45.00	
3130SE-3038 Standard Track	295.00				4010-WMS Screw Pack	15.00	35.00	45.00	
3130SEL-3038SEL Long Track	295.00				4010-TBWMS Screw Pack	15.00	35.00	45.00	
3130SE-WMS Screw Pack (incl -81)	15.00				4010-TORX Screw Pack	19.00	49.00	59.00	
3130SE-TORX Screw Pack (incl -81)	33.00				4010-TBTRX Screw Pack	19.00	49.00	59.00	
3130SE-59A Cover Plate	4.50				4010-18 Plate	49.00	170.00	205.00	
3130SE-60 Cover Plate Screw	2.30				4010-28 Fusible Link	8.90			
3130SE Series									
3133(4)SE-3071 Std Cylinder Assy	292.00				4010-31 Cover Screw	2.30			
3130SE-3077T Standard Arm	95.00				4010-37 Hold Open Stud	22.00			
3130SE-3077L Long Arm	95.00				4010-37FL FL Hold Open Stud	22.00			
3130SE-3038 Standard Track	295.00				4010-41 Hold Open Nut	5.90			
3130SEL-3038SEL Long Track	295.00				4010-45 Hold Open Shoe	20.00			
3130SE-WMS Screw Pack (incl -81)	15.00				4010-48 Hold Open Forearm	56.00			
3130SE-TORX Screw Pack (incl -81)	33.00				<i>4010 Series continued on next page</i>				
3130SE-59A Cover Plate	4.50								
3130SE-60 Cover Plate Screw	2.30								

PARTS & ACCESSORIES

PRICE LIST

PARTS & ACCESSORIES	STANDARD POWDER COAT FINISHES AL (689) DKBRZ (695) BRASS (696) LTBRZ (691) STAT (690) BLACK (693)	PLATED FINISHES			PARTS & ACCESSORIES	STANDARD POWDER COAT FINISHES AL (689) DKBRZ (695) BRASS (696) LTBRZ (691) STAT (690) BLACK (693)	PLATED FINISHES							
		US26D	US 3 US 4 US 10	US 10B US 15 US 26			US26D	US 3 US 4 US 10	US 10B US 15 US 26					
<i>4010 Series continued</i>														
4010-49.....	Hold Open Main Arm	52.00			4020-TORX.....	Screw Pack	19.00	49.00	59.00					
4010-49FL.....	FL Main Arm & Rod	52.00			4020-TBTRX.....	Screw Pack	19.00	49.00	59.00					
4010-77.....	Arm & Forearm	98.00			4020-18.....	Plate	49.00	170.00	205.00					
4010-79.....	Rod & Shoe	23.00	75.00	108.00	4020-18G.....	Plate	49.00	170.00	205.00					
4010-79H.....	H Rod & Shoe	23.00	75.00	108.00	4020-28.....	Fusible Link	8.90							
4010-83.....	Arm Screw	2.30			4020-31.....	Cover Screw	2.30							
4010-83H.....	H Arm Screw	2.30			4020-37.....	Hold Open Stud	22.00							
4010-95.....	Arm Stud	10.50			4020-37FL.....	FL Hold Open Stud	22.00							
4010-107 REG.....	Metal Template	240.00			4020-41.....	Hold Open Nut	5.90							
4010-159.....	Arm Screw	2.30			4020-48.....	Hold Open Forearm	56.00							
4010-Flat Box.....	Flat Box w/Label	4.00			4020-49.....	Hold Open Main Arm	52.00							
4010-Instruction Sheet.....	Instruction Sheet	3.00			4020-49FL.....	FL Main Arm & Rod	52.00							
4010-Rebox Kit.....	Box & Instruction Sheet	5.00			4020-77.....	Arm & Forearm	98.00							
4010T Series														
4010(3,4)T-3071.....	Std Cylinder Assy	284.00			4020-79.....	Rod & Shoe	23.00	75.00	108.00					
4010T-3077T.....	Standard Arm	81.00	191.00	226.00	4020-79H.....	H Rod & Shoe	23.00	75.00	108.00					
4010T-3077DE.....	DE Arm	121.00	231.00	266.00	4020-79LR.....	Long Rod & Shoe	23.00	75.00	108.00					
4010T-3038.....	Standard Track	50.00			4020-83.....	Arm Screw	2.30							
4010T-3038B.....	Track w/Bumper	60.00			4020-83H.....	H Arm Screw	2.30							
4010T-3038H.....	Track w/Hold Open	70.00			4020-159.....	Arm Screw	2.30							
4010T-3038HB.....	Track w/Hold Open & Bumper	80.00			4020-Flat Box.....	Flat Box w/Label	4.00							
4010T-72.....	Standard Cover	20.00			4020-Instruction Sheet.....	Instruction Sheet	3.00							
4010T-72MC.....	Metal Cover	25.00	175.00	220.00	4020-Rebox Kit.....	Box & Instruction Sheet	5.00							
4010T-SRT.....	Screw Pack (incl -3034)	29.00			4020T Series									
4010T-TBSRT.....	Screw Pack (incl -3034)	29.00	49.00	59.00	4021(3,4)T-3071.....	Std Cylinder Assy	284.00							
4010T-WMS.....	Screw Pack (incl -3034)	29.00	49.00	59.00	4020T-3077T.....	Standard Arm	81.00	191.00	226.00					
4010T-TBWMS.....	Screw Pack (incl -3034)	29.00	49.00	59.00	4020T-3038.....	Standard Track	50.00							
4010T-TORX.....	Screw Pack (incl -3034)	33.00	53.00	63.00	4020T-3038B.....	Track w/Bumper	60.00							
4010T-TBTRX.....	Screw Pack (incl -3034)	33.00	53.00	63.00	4020T-3038H.....	Track w/Hold Open	70.00							
4010T-18.....	Plate	49.00	170.00	205.00	4020T-3038HB.....	Track w/Hold Open & Bumper	80.00							
4010T-31.....	Cover Screw	2.30			4020T-72.....	Standard Cover	20.00							
4010T-73.....	End Cap	6.90			4020T-72MC.....	Metal Cover	25.00	175.00	220.00					
4010T-78DE.....	Main Arm & Tube	83.00			4020T-SRT.....	Screw Pack (incl -3034)	29.00							
4010T-82.....	Rod	50.00			4020T-TBSRT.....	Screw Pack (incl -3034)	29.00	49.00	59.00					
4010T-83H.....	H Arm Screw	2.30			4020T-WMS.....	Screw Pack (incl -3034)	29.00	49.00	59.00					
4010T-141-2.....	Plug	2.30			4020T-TBWMS.....	Screw Pack (incl -3034)	29.00	49.00	59.00					
4010T-159.....	Arm Screw	2.30			4020T-TORX.....	Screw Pack (incl -3034)	33.00	53.00	63.00					
4010T-169.....	Bumper Assy	17.00			4020T-TBTRX.....	Screw Pack (incl -3034)	33.00	53.00	63.00					
4010T-425.....	Roller Lock Screw	3.30			4020T-18.....	Plate	49.00	170.00	205.00					
4010T-3034.....	Track Roller	15.00			4020T-31.....	Cover Screw	2.30							
4010T-3054.....	Hold Open Clip	25.00			4020T-73.....	End Cap	6.90							
4010T-Flat Box.....	Flat Box w/Label	4.00			4020T-141-2.....	Plug	2.30							
4010T-Instruction Sheet.....	Instruction Sheet	3.00			4020T-159.....	Arm Screw	2.30							
4010T-Rebox Kit.....	Box & Instruction Sheet	5.00			4020T-169.....	Bumper Assy	17.00							
4020 Series														
4021(6)-3071.....	Std Cylinder Assy	284.00			4020T-425.....	Roller Lock Screw	3.30							
4021-3071DEL.....	Del Act Cyl Assy	314.00			4020T-3034.....	Track Roller	15.00							
4021(6)-3071TEL.....	TEL Cylinder Assy	314.00			4020T-3054.....	Hold Open Clip	25.00							
4020-3077.....	Reg Arm	104.00	315.00	396.00	4020T-Flat Box.....	Flat Box w/Label	4.00							
4020-3077L.....	Long Arm	104.00	315.00	396.00	4020T-Instruction Sheet.....	Instruction Sheet	3.00							
4020-3049.....	Hold Open Arm	129.00	340.00	421.00	4020T-Rebox Kit.....	Box & Instruction Sheet	5.00							
4020-3049FL.....	FL Arm	218.00			4030 Series									
4020-72.....	Standard Cover	20.00			4031-3071.....	Std Cylinder Assy	235.00							
4020-72MC.....	Metal Cover	25.00	175.00	220.00	4030-3077.....	Reg Arm	95.00	222.00	279.00					
4020-SRT.....	Screw Pack	15.00			4030-3077/PA.....	Reg Arm w/62PA	100.00	272.00	344.00					
4020-TBSRT.....	Screw Pack	15.00	35.00	45.00	4030-3077/62A.....	Reg Arm w/62A	115.00	287.00	359.00					
4020-WMS.....	Screw Pack	15.00	35.00	45.00	4030-3077LD.....	Light Duty Arm	75.00	187.00	229.00					
4020-TBWMS.....	Screw Pack	15.00	35.00	45.00	4030-3077LD/PA.....	Light Duty Arm w/PA	80.00	237.00	294.00					
<i>4030 Series continued on next page</i>														

PARTS & ACCESSORIES

PRICE LIST

PARTS & ACCESSORIES	STANDARD POWDER COAT FINISHES AL (689) DKBRZ (695) BRASS (696) LTBRZ (691) STAT (690) BLACK (693)	PLATED FINISHES			PARTS & ACCESSORIES	STANDARD POWDER COAT FINISHES AL (689) DKBRZ (695) BRASS (696) LTBRZ (691) STAT (690) BLACK (693)	PLATED FINISHES			
		US26D	US 3 US 4 US 10	US 10B US 15 US 26			US26D	US 3 US 4 US 10	US 10B US 15 US 26	
<i>4030 Series continued</i>										
4030-3049/PA.....	H Arm w/62PA	133.00	297.00	367.00	4040XP-3049/PA.....	H Arm w/62PA	164.00	426.00	537.00	
4030-3049/L.....	H Long Arm	128.00	247.00	302.00	4040XP-3049L.....	H Long Arm	159.00	376.00	457.00	
4030-3077EDA.....	EDA Arm	105.00	311.00	356.00	4040XP-3077EDA.....	EDA Arm	142.00	366.00	451.00	
4030-3049EDA.....	H EDA Arm	130.00	336.00	381.00	4040XP-3077EDA/G.....	EDA Arm w/62G	142.00	366.00	451.00	
4030-3077CNS.....	Cush Arm	130.00	336.00	381.00	4040XP-3049EDA.....	H EDA Arm	167.00	391.00	476.00	
4030-3049CNS.....	HCush Arm	180.00	386.00	431.00	4040XP-3049EDA/G.....	H EDA Arm w/62G	167.00	391.00	476.00	
4030-3077SCNS.....	SCush Arm	180.00	386.00	431.00	4040XP-3077CNS.....	Cush Arm	167.00	391.00	476.00	
4030-3049SCNS.....	Spring HCush Arm	230.00	436.00	481.00	4040XP-3049CNS.....	H Cush Arm	217.00	441.00	526.00	
4030-72MC.....	Metal Cover	20.00	165.00	200.00	4040XP-3077SCNS.....	S Cush Arm	217.00	441.00	526.00	
4030-WMS.....	Screw Pack	15.00	35.00	45.00	4040XP-3049SCNS.....	Spring H Cush Arm	267.00	491.00	576.00	
4030-TBWMS.....	Screw Pack	15.00	35.00	45.00	4040XP-72.....	Standard Cover	20.00			
4030-18PA.....	Plate	49.00	170.00	205.00	4040XP-72MC.....	Metal Cover	25.00	175.00	220.00	
4030-18TJ.....	Plate	49.00	170.00	205.00	4040XP-SRT.....	Screw Pack	15.00			
4030-30.....	Cush Shoe Support	19.00	56.00	69.00	4040XP-TBSRT.....	Screw Pack	15.00	35.00	45.00	
4030-31.....	Cover Screw	2.30			4040XP-WMS.....	Screw Pack	15.00	35.00	45.00	
4030-61.....	Spacer	21.00	58.00	71.00	4040XP-TBWMS.....	Screw Pack	15.00	35.00	45.00	
4030-62A.....	Auxiliary Shoe	35.00	89.00	103.00	4040XP-TORX.....	Screw Pack	19.00	49.00	59.00	
4030-62PA.....	PA Shoe	12.00	76.00	89.00	4040XP-TBTRX.....	Screw Pack	19.00	49.00	59.00	
4030-77.....	Arm & Forearm	98.00	230.00	264.00	4040XP-18.....	Plate	49.00	170.00	205.00	
4030-79.....	Rod & Shoe	23.00	75.00	108.00	4040XP-18G.....	Plate	49.00	170.00	205.00	
4030-79LR.....	Long Rod & Shoe	23.00	75.00	108.00	4040XP-18PA.....	Plate	49.00	170.00	205.00	
4030-83.....	Arm Screw	2.30			4040XP-18TJ.....	Plate	49.00	170.00	205.00	
4030-83H.....	H Arm Screw	2.30			4040XP-30.....	Cush Shoe Support	19.00	56.00	69.00	
4030-159.....	Arm Screw	2.30			4040XP-31.....	Cover Screw	2.30			
4030-201.....	Spacer	3.30			4040XP-37.....	Hold Open Stud	22.00			
4030-419.....	Panel Adapter	50.00	132.00	146.00	4040XP-37EDA.....	EDA Hold Open Stud	22.00			
4030-3045.....	Hold Open Shoe	16.50			4040XP-41.....	Hold Open Nut	5.90			
4030-3048.....	Head & Tube Assy	68.00			4040XP-45.....	Hold Open Shoe	20.00			
4030-3080.....	Spring Cush Block	49.00			4040XP-48.....	Hold Open Forearm	56.00			
4030-Flat Box.....	Flat Box w/Label	4.00			4040XP-49.....	Hold Open Main Arm	52.00			
4030-Instruction Sheet.....	Instruction Sheet	3.00			4040XP-54.....	Snap-On Cover Clip Only	7.30			
4030-Rebox Kit.....	Box & Instruction Sheet	5.00			4040XP-58.....	Spring & Screw (used with -80)	9.00			
4030T Series										
4030T-3071.....	Std Cylinder Assy	235.00			4040XP-61.....	Spacer	21.00	58.00	71.00	
4030T-3077T.....	Standard Arm	82.00	199.00	233.00	4040XP-62A.....	Auxiliary Shoe	35.00	89.00	103.00	
4030T-3038.....	Standard Track	50.00			4040XP-62PA.....	PA Shoe	12.00	76.00	89.00	
4030T-3038H.....	Track w/Hold Open	70.00			4040XP-77.....	Arm & Forearm	106.00			
4030T-72MC.....	Metal Cover	20.00	165.00	200.00	4040XP-78H.....	H Head & Tube	60.00			
4030T-WMS.....	Screw Pack	15.00	35.00	45.00	4040XP-78HL.....	Head & Long Tube	60.00			
4030T-TBWMS.....	Screw Pack	15.00	35.00	45.00	4040XP-79.....	Rod & Shoe	23.00	75.00	108.00	
4030T-73.....	End Cup	6.90			4040XP-79LR.....	Long Rod & Shoe	23.00	75.00	108.00	
4030T-141-1.....	Plug	2.30			4040XP-79ELR.....	XL Rod & Shoe	49.00	101.00	134.00	
4030T-141-2.....	Plug	2.30			4040XP-80.....	Block (used with -58)	42.00			
4030T-159.....	Arm Screw	2.30			4040XP-83.....	Arm Screw	2.30			
4030T-425.....	Roller Lock Screw	3.30			4040XP-83H.....	H Arm Screw	2.30			
4030T-3054.....	Hold Open Clip	25.00			4040XP-95.....	Arm Stud	10.50			
4030T-Flat Box.....	Flat Box w/Label	4.00			4040XP-107CUSH.....	Metal Template	240.00			
4030T-Instruction Sheet.....	Instruction Sheet	3.00			4040XP-107EDA.....	Metal Template	240.00			
4030T-Rebox Kit.....	Box & Instruction Sheet	5.00			4040XP-107REG.....	Metal Template	240.00			
4040XP Series										
4040XP-3071.....	Std Cylinder Assy	291.00			4040XP-107PA.....	Metal Template	240.00			
4041-3071DEL.....	Std Cylinder Assy	321.00			4040XP-124.....	Plug	2.30			
4040XP-3077.....	Reg Arm	113.00	339.00	426.00	4040XP-159.....	Arm Screw	2.30			
4040XP-3077/PA.....	Reg Arm w/62PA	118.00	389.00	491.00	4040XP-201.....	Spacer	3.30			
4040XP-3077/62A.....	Reg Arm w/62A	133.00	404.00	506.00	4040XP-384.....	Stop	17.00			
4040XP-3077L.....	Long Arm	113.00	339.00	426.00	4040XP-419.....	Panel Adapter	50.00	132.00	146.00	
4040XP-3077XL.....	XL Reg Arm	138.00	364.00	451.00	4040XP-3048.....	Head & Tube Assy	71.00			
4040XP-3049.....	Hold Open Arm	159.00	376.00	457.00	4040XP-3048L.....	Head & Long Tube Assy	71.00			
					4040XP-3080Spring Cush Block Assy (incl -58 & -80)		49.00			
					4040XP-3107.....	Metal Template Set	960.00			
					4040XP-Flat Box.....	Flat Box w/Label	4.00			
					4040XP-Instruction Sheet.....	Instruction Sheet	3.00			
					4040XP-Rebox Kit.....	Box & Instruction Sheet	5.00			

PARTS & ACCESSORIES

PRICE LIST

PARTS & ACCESSORIES	STANDARD POWDER COAT FINISHES AL (689) DKBRZ (695) BRASS (696) LTBRZ (691) STAT (690) BLACK (693)	PLATED FINISHES			PARTS & ACCESSORIES	STANDARD POWDER COAT FINISHES AL (689) DKBRZ (695) BRASS (696) LTBRZ (691) STAT (690) BLACK (693)	PLATED FINISHES			
		US26D	US 3 US 4 US 10	US 10B US 15 US 26			US26D	US 3 US 4 US 10	US 10B US 15 US 26	
4040XPT Series										
4040XPT-3071.....Std Cylinder Assy	291.00				4040SE-141-1.....Plug	2.30				
4040XPT-3077T.....Standard Arm	88.00	195.00		227.00	4040SE-141-2.....Plug	2.30				
4040XPT-3077DE.....DE Arm	128.00	235.00		267.00	4040SE-159.....Arm Screw	2.30				
4040XPT-3038.....Standard Track	50.00				4040SE-168.....Slider	5.90				
4040XPT-3038B.....Track w/Bumper	60.00				4040SE-425.....Roller Lock Screw	3.30				
4040XPT-3038H.....Track w/Hold Open	70.00				4040SE-3034.....Track Roller	15.00				
4040XPT-3038HB.....Track w/Hold Open & Bumper	80.00				4040SE-3210.....SE Transformer	59.00				
4040XPT-72.....Standard Cover	20.00				4040SE-3436.....On/Off Switch Assy	60.00				
4040XPT-72MC.....Metal Cover	25.00	175.00		220.00	4040SE-Flat Box.....Flat Box w/Label	4.00				
4040XPT-SRT.....Screw Pack (incl -3034)	29.00				4040SE-Instruction Sheet.....Instruction Sheet	3.00				
4040XPT-TBSRT.....Screw Pack (incl -3034)	29.00	49.00		59.00	4040SE-Rebox Kit.....Box & Instruction Sheet	5.00				
4040XPT-WMS.....Screw Pack (incl -3034)	29.00	49.00		59.00	4040SEH Series					
4040XPT-TBWSM.....Screw Pack (incl -3034)	29.00	49.00		59.00	4040SEH-3077SEH.....SEH Arm	166.00	328.00		363.00	
4040XPT-TORX.....Screw Pack (incl -3034)	33.00	53.00		63.00	4040SEH-3038.....Standard SEH Track	295.00				
4040XPT-TBTRX.....Screw Pack (incl -3034)	33.00	53.00		63.00	4040SEH-59A.....Cover Plate	4.50				
4040XPT-18.....Plate	49.00	170.00		205.00	4040SEH-78SEH.....Arm & Tube	110.00	220.00		245.00	
4040XPT-18TJ.....Plate	49.00	170.00		205.00	4040SEH-82SEH.....Rod	79.00	158.00		188.00	
4040XPT-31.....Cover Screw	2.30				4040SEH-83SEH.....Arm Screw	2.30				
4040XPT-54.....Snap-On Cover Clip Only	7.30				4040SEH-3034.....Track Roller	15.00				
4040XPT-61.....Spacer	10.50				4050 Series					
4040XPT-73.....End Cap	6.90				4050-3071.....Std Cylinder Assy	230.00				
4040XPT-78DE.....Main Arm & Tube	83.00				4050-3071DEL.....Delay Action Cylinder	270.00				
4040XPT-82.....Rod	50.00				4050-3077/PA.....Reg Arm w/62PA	110.00	360.00		460.00	
4040XPT-83H.....H Arm Set Screw	2.30				4050-3077/62A.....Reg Arm w/62A	125.00	375.00		475.00	
4040XPT-141-1.....Plug	2.30				4050-3077L.....Long Arm	110.00	310.00		395.00	
4040XPT-141-2.....Plug	2.30				4050-3049.....Hold Open Arm	135.00	350.00		430.00	
4040XPT-159.....Arm Screw	2.30				4050-3049/PA.....H Arm w/62PA	140.00	400.00		495.00	
4040XPT-169.....Bumper Assy	17.00				4050-3049L.....H Long Arm	135.00	350.00		430.00	
4040XPT-425.....Roller Lock Screw	3.30				4050-3077EDA.....EDA Arm	130.00	345.00		430.00	
4040XPT-3034.....Track Roller	15.00				4050-3077EDA/G.....EDA Arm w/62G	130.00	345.00		430.00	
4040XPT-3054.....Hold Open Clip	25.00				4050-3049EDA.....H EDA Arm	155.00	370.00		455.00	
4040XPT-Flat Box.....Flat Box w/Label	4.00				4050-3049EDA/G.....H EDA Arm w/62G	155.00	370.00		455.00	
4040XPT-Instruction Sheet.....Instruction Sheet	3.00				4050-3077CNS.....Cush Arm	155.00	370.00		455.00	
4040XPT-Rebox Kit.....Box & Instruction Sheet	5.00				4050-3049CNS.....H Cush Arm	205.00	420.00		505.00	
4040SE Series										
4040SE-3071.....Std Cylinder Assy	291.00				4050-3077SCNS.....S Cush Arm	205.00	420.00		505.00	
4040SE-3077T.....Standard Arm	124.00	241.00		287.00	4050-3049SCNS.....Spring H Cush Arm	255.00	470.00		505.00	
4040SE-3077DE.....DE Arm	164.00	281.00		327.00	4050-72.....Standard Cover	20.00				
4040SE-3038.....Standard Track	295.00				4050-72MC.....Metal Cover	30.00	170.00		210.00	
4040SEL-3038SEL.....Long Track	295.00				4050-SRT.....Screw Pack	15.00				
4040SE-72.....Standard Cover	20.00				4050-TBSRT.....Screw Pack	15.00	35.00		45.00	
4040SE-72MC.....Metal Cover	25.00	175.00		220.00	4050-WMS.....Screw Pack	15.00	35.00		45.00	
4040SE-WMS.....Screw Pack (inc. -81)	29.00	49.00		59.00	4050-TBWSM.....Screw Pack	15.00	35.00		45.00	
4040SE-TBWSM.....Screw Pack (inc. -81)	29.00	49.00		59.00	4050-TORX.....Screw Pack	19.00	49.00		59.00	
4040SE-TORX.....Screw Pack (inc. -81)	33.00	53.00		63.00	4050-TBTRX.....Screw Pack	19.00	49.00		59.00	
4040SE-TBTRX.....Screw Pack (inc. -81)	33.00	53.00		63.00	4050-18.....Plate	49.00	170.00		205.00	
4040SE-18.....Plate	49.00	170.00		205.00	4050-18G.....Plate	49.00	170.00		205.00	
4040SE-18PA.....Plate	49.00	170.00		205.00	4050-18PA.....Plate	49.00	170.00		205.00	
4040SE-31.....Cover Screw	2.30				4050-18TJ.....Plate	49.00	170.00		205.00	
4040SE-59A.....Cover Plate	4.50				4050-30.....Cush Shoe Support	19.00	56.00		69.00	
4040SE-60.....Cover Plate Screw	2.30				4050-61.....Spacer	21.00	58.00		71.00	
4040SE-61.....Spacer	10.50				4050-62A.....Auxiliary Shoe	35.00	89.00		103.00	
4040SE-73.....End Cap	6.90				4050-62PA.....PA Shoe	12.00	76.00		89.00	
4040SE-78.....Arm & Tube	60.00				4050-419.....Panel Adapter	50.00	132.00		146.00	
4040SE-78DE.....Main Arm & Tube	83.00				4050-3080.....Spring Cush Block Assy (incl -58 & -80)	49.00				
4040SE-81.....Connector w/Ring	4.30				4050-Flat Box.....Flat Box w/Label	4.00				
4040SE-82.....Rod	50.00				4050-Instruction Sheet.....Instruction Sheet	3.00				
4040SE-83H.....H Arm Screw	2.30				4050-Rebox Kit.....Box & Instruction Sheet	5.00				
4040SE-141.....Plug	2.30									

PARTS & ACCESSORIES

PRICE LIST

PARTS & ACCESSORIES	STANDARD POWDER COAT FINISHES <small>AL (689) DKBRZ (695) BRASS (696) LTBRZ (691) STAT (690) BLACK (693)</small>	PLATED FINISHES			PARTS & ACCESSORIES	STANDARD POWDER COAT FINISHES <small>AL (689) DKBRZ (695) BRASS (696) LTBRZ (691) STAT (690) BLACK (693)</small>	PLATED FINISHES		
		US26D	US 3 US 4 US 10	US 10B US 15 US 26			US26D	US 3 US 4 US 10	US 10B US 15 US 26

4110 Series

4111(6)-3071.....Std Cylinder Assy	284.00
4111(6)-3071AVB.....AVB Cylinder Assy	299.00
4111-3071DEL.....Delay Action Cylinder Assy	314.00
4111(6)-3071TEL.....TEL Cylinder Assy	314.00
4110-3077EDA.....EDA Arm	104.00
4110-3077EDA/G.....EDA Arm w/62G	104.00
4110-3049EDA.....H EDA Arm	129.00
4110-3049EDA/G.....H EDA Arm w/62G	129.00
4110-3077CNS.....Cush Arm	129.00
4110-3049CNS.....H Cush Arm	179.00
4110-3077SCNS.....S Cush Arm	179.00
4110-3049SCNS.....Spring H Cush Arm	229.00
4110-3049FL.....FL Arm	218.00
4110-72.....Standard Cover	20.00
4110-72MC.....Metal Cover	25.00
4110-SRT.....Screw Pack	15.00
4110-TBSRT.....Screw Pack	15.00
4110-WMS.....Screw Pack	15.00
4110-TBWMS.....Screw Pack	15.00
4110-TORX.....Screw Pack	19.00
4110-TBTRX.....Screw Pack	19.00
4110-18.....Plate	49.00
4110-18CUSH.....Plate	49.00
4110-28.....Fusible Link	8.90
4110-30.....Cush Shoe Support	19.00
4110-31.....Cover Screw	2.30
4110-37.....Hold Open Stud	22.00
4110-41.....Hold Open Nut	5.90
4110-48.....Hold Open Forearm	56.00
4110-49FL.....FL Main Arm & Rod	52.00
4110-58.....Spring & Screw (used with -80)	9.00
4110-61.....Spacer	21.00
4110-62FL.....PA-FL Shoe	12.00
4110-77EDA.....Main Arm	98.00
4110-80.....Block (used with -58)	42.00
4110-159.....Arm Screw	2.30
4110-201.....Spacer	3.30
4110-3048.....FL Forearm	192.00
4110-3080.....Spring Cush Block (incl -58 & -80)	49.00
4110-419.....Panel Adapter	50.00
4110-Flat Box.....Flat Box w/Label	4.00
4110-Instruction Sheet.....Instruction Sheet	3.00
4110-Rebox Kit.....Box & Instruction Sheet	5.00

4110T Series

4111(3,4)T-3071.....Std Cylinder Assy	284.00
4110T-3077T.....Standard Arm	81.00
4110T-3038.....Standard Track	50.00
4110T-3038B.....Track w/Bumper	60.00
4110T-3038H.....Track w/Hold Open	70.00
4110T-3038HB.....Track w/Hold Open & Bumper	80.00
4110T-72.....Standard Cover	20.00
4110T-72MC.....Metal Cover	25.00
4110T-SRT.....Screw Pack (incl -3034)	29.00
4110T-TBSRT.....Screw Pack (incl -3034)	29.00
4110T-WMS.....Screw Pack (incl -3034)	29.00
4110T-TBWMS.....Screw Pack (incl -3034)	29.00
4110T-TORX.....Screw Pack (incl -3034)	33.00
4110T-TBTRX.....Screw Pack (incl -3034)	33.00
4110T-18.....Plate	49.00

4110T-31.....Cover Screw	2.30
4110T-73.....End Cap	6.90
4110T-141-1.....Plug	2.30
4110T-159.....Arm Screw	2.30
4110T-169.....Bumper Assy	17.00
4110T-425.....Roller Lock Screw	3.30
4110T-3034.....Track Roller	15.00
4110T-3054.....Hold Open Clip	25.00
4110T-Flat Box.....Flat Box w/Label	4.00
4110T-Instruction Sheet.....Instruction Sheet	3.00
4110T-Rebox Kit.....Box & Instruction Sheet	5.00

4210 Series

4211(6)-3071.....Std Cylinder Assy	315.00
4211(6)-3071AVB.....AVB Cylinder Assy	330.00
4211-3071DEL.....Del Action Cylinder Assy	345.00
4210-3077EDA.....EDA Arm	124.00
4210-3077CNS.....Cush Arm	149.00
4210-3049CNS.....H Cush Arm	199.00
4210-72MC.....Metal Cover	30.00
4210-TORX.....Screw Pack	19.00
4210-TBTRX.....Screw Pack	19.00
4210-18.....Plate	69.00
4210-18CUSH.....Plate	69.00
4210-30.....Cush Shoe Support	19.00
4210-31.....Cover Screw	2.30
4210-61.....Spacer	21.00
4210-159.....Arm Screw	2.30
4210-201.....Spacer	3.30
4210-419.....Panel Adapter	50.00
4210-Flat Box.....Flat Box w/Label	4.00
4210-Instruction Sheet.....Instruction Sheet	3.00
4210-Rebox Kit.....Box & Instruction Sheet	5.00

4210T Series

4211(3,4)T-3071.....Std Cylinder Assy	315.00
4211(3,4)T-3071AVB.....AVB Cylinder Assy	330.00
4210T-3077T.....Standard Arm	106.00
4210T-3038.....Standard Track	80.00
4210T-72MC.....Metal Cover	30.00
4210T-TORX.....Screw Pack (incl -3034)	33.00
4210T-TBTRX.....Screw Pack (incl -3034)	33.00
4210T-18.....Plate	69.00
4210T-31.....Cover Screw	2.30
4210T-159.....Arm Screw	2.30
4210T-3034.....Track Roller	20.00
4210T-Flat Box.....Flat Box w/Label	4.00
4210T-Instruction Sheet.....Instruction Sheet	3.00
4210T-Rebox Kit.....Box & Instruction Sheet	5.00

4310HSA Series

4311HSA-3071.....Std Cylinder Assy	870.00
4311HSA-3971.....Cylinder Only	795.00
4310HSA-3077T.....Standard Arm	80.00
4310HSA-3077DE.....DE Arm	120.00
4310HSA-3038.....Standard Track	50.00
4310HSA-72MC.....Metal Cover	75.00
4310HSA-WMS.....Screw Pack (incl -3034)	29.00
4310HSA-TBWMS.....Screw Pack (incl -3034)	29.00
4310HSA-TORX.....Screw Pack (incl -3034)	33.00

4310HSA Series continued on next page

PARTS & ACCESSORIES

PRICE LIST

PARTS & ACCESSORIES	STANDARD POWDER COAT FINISHES AL (689) DKBRZ (695) BRASS (696) LTBRZ (691) STAT (690) BLACK (693)	PLATED FINISHES			PARTS & ACCESSORIES	STANDARD POWDER COAT FINISHES AL (689) DKBRZ (695) BRASS (696) LTBRZ (691) STAT (690) BLACK (693)	PLATED FINISHES			
		US26D	US 3 US 4 US 10	US 10B US 15 US 26			US26D	US 3 US 4 US 10	US 10B US 15 US 26	
<i>4310HSA Series continued</i>										
4310HSA-TBTRX.....Screw Pack (incl -3034)	33.00	53.00		63.00	4410HSA-TORX.....Screw Pack	19.00			49.00	59.00
4310HSA-18.....Plate	151.00	261.00		340.00	4410HSA-TBTRX.....Screw Pack	19.00			49.00	59.00
4310HSA-31.....Cover Screw	2.30				4410HSA-18.....Plate	151.00			261.00	340.00
4310HSA-61.....Spacer	10.50				4410HSA-18G.....Mounting Plate	151.00			261.00	340.00
4310HSA-73.....End Cap	6.90				4410HSA-31.....Cover Screw	2.30				
4310HSA-83.....Arm Screw	2.30				4410HSA-77.....Arm & Forearm	98.00				
4310HSA-141-2.....Plug	2.30				4410HSA-77L.....Long Arm & Forearm	98.00				
4310HSA-159.....Arm Screw	2.30				4410HSA-79.....Rod & Shoe	23.00		75.00	108.00	
4310HSA-425.....Roller Lock Screw	3.30				4410HSA-79L.....Long Rod & Shoe	49.00		101.00	134.00	
4310HSA-3034.....Track Roller	15.00				4410HSA-83H.....H Arm Screw	2.30				
4310HSA-3210.....Transformer	59.00				4410HSA-159.....Arm Screw	2.30				
4310HSA-3428.....Scanner Module	136.00				4410HSA-3210.....Transformer	59.00				
4410HSA-3430.....HSA Solenoid Harness	6.20				4410HSA-3428.....Scanner Module	136.00				
4310HSA-3431.....Input Harness	4.90				4410HSA-3430.....HSA Solenoid Harness	6.20				
4410HSA-3448.....HSA PCB Module	20.00				4410HSA-3431.....Input Harness	4.90				
4310HSA-Flat Box.....Flat Box w/Label	4.00				4410HSA-3448.....HSA PCB Module	20.00				
4310HSA-Instruction Sheet.....Instruction Sheet	3.00				4410HSA-Flat Box.....Flat Box w/Label	4.00				
4310HSA-Rebox Kit.....Box & Instruction Sheet	5.00				4410HSA-Instruction Sheet.....Instruction Sheet	3.00				
					4410HSA-Rebox Kit.....Box & Instruction Sheet	5.00				
4310ME Series										
4314ME-3071.....Std Cylinder Assy	795.00				4414ME-3071.....Std Cylinder Assy	795.00				
4314ME-3071B80.....B80 Cylinder Assy	870.00				4414ME-3071/18G.....Std Cyl. Assy w/18G	795.00				
4314ME-3071B140.....B140 Cylinder Assy	870.00				4414ME-3071B80.....B80 Cylinder Assy	870.00				
4314ME-3971.....Cylinder Only	745.00				4414ME-3071B80G.....B80 Cyl. Assy w/18G	870.00				
4314ME-3971B80.....B80 Cylinder Only	820.00				4414ME-3071B140.....B140 Cylinder Assy	870.00				
4314ME-3971B140.....B140 Cylinder Only	820.00				4414ME-3071B140G.....B140 Cyl. Assy w/18G	870.00				
4310ME-3077SF.....Swing Free Arm	108.00	228.00		264.00	4414ME-3971.....Cylinder Only	745.00				
4310ME-3077DE.....DE Arm	148.00	268.00		304.00	4414ME-3971B80.....B80 Cylinder Only	820.00				
4310ME-3038.....Standard Track	50.00				4414ME-3971B140.....B140 Cylinder Only	820.00				
4310ME-72MC.....Metal Cover	75.00	270.00		315.00	4410ME-3077.....Reg Arm	104.00	315.00		396.00	
4310ME-WMS.....Screw Pack (incl -3034)	29.00	49.00		59.00	4410ME-3077L.....Long Arm	129.00	340.00		421.00	
4310ME-TBWMS.....Screw Pack (incl -3034)	29.00	49.00		59.00	4410ME-72MC.....Metal Cover	75.00	270.00		315.00	
4310ME-TORX.....Screw Pack (incl -3034)	33.00	53.00		63.00	4410ME-WMS.....Screw Pack	15.00	35.00		45.00	
4310ME-TBTRX.....Screw Pack (incl -3034)	33.00	53.00		63.00	4410ME-TBWMS.....Screw Pack	15.00	35.00		45.00	
4310ME-18.....Plate	146.00	251.00		324.00	4410ME-TORX.....Screw Pack	19.00	49.00		59.00	
4310ME-31.....Cover Screw	2.30				4410ME-TBTRX.....Screw Pack	19.00	49.00		59.00	
4310ME-61.....Spacer	10.50				4410ME-18.....Plate	146.00	251.00		324.00	
4310ME-73.....End Cap	6.90				4410ME-18G.....Mounting Plate	146.00	251.00		324.00	
4310ME-83.....Arm Screw	2.30				4410ME-31.....Cover Screw	2.30				
4310ME-141-2.....Plug	2.30				4410ME-77.....Arm & Forearm	98.00	230.00		264.00	
4310ME-159.....Arm Screw	2.30				4410ME-77L.....Long Arm & Forearm	98.00	230.00		264.00	
4310ME-425.....Roller Lock Screw	3.30				4410ME-79.....Rod & Shoe	23.00	75.00		108.00	
4310ME-3034.....Track Roller	15.00				4410ME-79L.....ME Long Rod	23.00	75.00		108.00	
4310ME-3210.....Transformer	59.00				4410ME-83H.....H Arm Screw	2.30				
4310ME-3351.....ME Switch Assy	142.00				4410ME-159.....Arm Screw	2.30				
4310ME-3354.....ME Wire Harness	13.00				4410ME-3210.....Transformer	59.00				
4310ME-3431.....Input Harness	4.90				4410ME-3351.....ME Switch Assy	142.00				
4310ME-Flat Box.....Flat Box w/Label	4.00				4410ME-3354.....ME Wire Harness	13.00				
4310ME-Instruction Sheet.....Instruction Sheet	3.00				4410ME-3431.....Input Harness	4.90				
4310ME-Rebox Kit.....Box & Instruction Sheet	5.00				4410ME-Flat Box.....Flat Box w/Label	4.00				
					4410ME-Instruction Sheet.....Instruction Sheet	3.00				
					4410ME-Rebox Kit.....Box & Instruction Sheet	5.00				
4410HSA Series										
4414HSA-3071.....Std Cylinder Assy	870.00				4511(6)-3071.....Std Cylinder Assy	315.00				
4414HSA-3071/18G.....Std Cyl. Assy w/18G	870.00				4511(6)-3071AVB.....AVB Cylinder Assy	330.00				
4414HSA-3971.....Cylinder Only	795.00				4511-3071DEL.....Del Action Cylinder Assy	345.00				
4410HSA-3077.....Reg Arm	104.00	315.00		396.00	4510-3077EDA.....EDA Arm	124.00				
4410HSA-3077L.....Long Arm	129.00	340.00		421.00	4510-72MC.....Metal Cover	30.00	190.00		235.00	
4410HSA-72MC.....Metal Cover	75.00	270.00		315.00						
4410HSA-WMS.....Screw Pack	15.00	35.00		45.00						
4410HSA-TBWMS.....Screw Pack	15.00	35.00		45.00						
4510 Series										

4510 Series continued on next page

PARTS & ACCESSORIES

PRICE LIST

PARTS & ACCESSORIES	STANDARD POWDER COAT FINISHES <small>AL (689) DKBRZ (695) BRASS (696) LTBRZ (691) STAT (690) BLACK (693)</small>	PLATED FINISHES			PARTS & ACCESSORIES	STANDARD POWDER COAT FINISHES <small>ANCLR ANDKB</small>	PLATED FINISHES		
		US26D	US 3 US 4 US 10	US 10B US 15 US 26			US26D	US 3 US 4 US 10	US 10B US 15 US 26
<i>4510 Series continued</i>									
4510-TORX.....Screw Pack	19.00	49.00	59.00		4630-3498-2.....A/C Power Cable	43.00			
4510-TBTRX.....Screw Pack	19.00	49.00	59.00		4630-Flat Box.....Flat Box w/Label	4.00			
4510-18.....Plate	69.00	237.00	279.00		4630-Instruction Sheet.....Instruction Sheet	3.00			
4510-31.....Cover Screw	2.30				4630-Rebox Kit.....Box & Instruction Sheet	5.00			
4510-159.....Arm Screw	2.30								
4510-Flat Box.....Flat Box w/Label	4.00				4640 Series				
4510-Instruction Sheet.....Instruction Sheet	3.00				4642-3071.....Std Cylinder Assy	4872.00			
4510-Rebox Kit.....Box & Instruction Sheet	5.00				4642-3071CS.....Cyl Assy w/Conc I/O Switch	4872.00			
4510T Series									
4511(3,4)T-3071.....Std Cylinder Assy	315.00				4642-3971.....Cylinder Only	1775.00			
4511(3,4)T-3071AVB.....AVB Cylinder Assy	330.00				4640-3077.....Standard Arm	113.00	339.00	426.00	
4510T-3077T.....Standard Arm	106.00	222.00	255.00		4640-3077L.....Long Arm	138.00	364.00	451.00	
4510T-3038.....Standard Track	80.00				4640-72MC.....Metal Cover	125.00	350.00	405.00	
4510T-72MC.....Metal Cover	30.00	190.00	235.00		4640-WMS.....Screw Pack	39.00	59.00	69.00	
4510T-TORX.....Screw Pack	33.00	53.00	63.00		4640-TBWMS.....Screw Pack	39.00	59.00	69.00	
4510T-TBTRX.....Screw Pack	33.00	53.00	63.00		4640-TORX.....Screw Pack	43.00	63.00	73.00	
4510T-18.....Plate	69.00	237.00	279.00		4640-TBTRX.....Screw Pack	43.00	63.00	73.00	
4510T-31.....Cover Screw	2.30				4640-31.....Cover Screw	2.30			
4510T-159.....Arm Screw	2.30				4640-77.....Arm & Forearm	106.00	239.00	276.00	
4510T-3034.....Track Roller	20.00				4640-79.....Rod & Shoe	23.00	75.00	108.00	
4510T-Flat Box.....Flat Box w/Label	4.00				4640-79LR.....Long Rod & Shoe	49.00	101.00	134.00	
4510T-Instruction Sheet.....Instruction Sheet	3.00				4640-83.....Arm Screw	2.30			
4510T-Rebox Kit.....Box & Instruction Sheet	5.00				4640-155-1.....Caution Decal	4.90			
4630 Series									
4631-3071.....Std Cylinder Assy	4872.00				4640-155-2.....Activation Decal	4.90			
4631-3071CS.....Cyl Assy w/Conc I/O Switch	4872.00				4640-159.....Arm Screw	2.30			
4631-3971.....Cylinder Only	1775.00				4640-334.....End Cap	37.00			
4630-3077T.....Standard Arm	124.00	241.00	287.00		4640-334-2.....End Cap, Plain	37.00			
4630-3038.....Standard Track	50.00				4640-334CS.....End Cap, Concealed Switch	37.00			
4630-72MC.....Metal Cover	125.00	350.00	405.00		4640-480.....Shaft Extension	44.00			
4630-WMS.....Screw Pack (incl -3034)	49.00	69.00	79.00		4640-3018.....Mounting Plate Assy	2900.00			
4630-TBWMS.....Screw Pack (incl -3034)	49.00	69.00	79.00		4640-3179-1.....On/Off Switch Assy	43.00			
4630-TORX.....Screw Pack (incl -3034)	53.00	73.00	83.00		4640-3179-2.....Hold Open Switch Assy	43.00			
4630-TBTRX.....Screw Pack (incl -3034)	53.00	73.00	83.00		4640-3180.....I/O Board Assy	306.00			
4630-31.....Cover Screw	2.30				4640-3454.....Motor/Clutch Assy	1450.00			
4630-61.....Spacer	10.50				4640-3462.....Controller Assy	1650.00			
4630-73.....End Cap	6.90				4640-3498-1.....Ribbon Cable Connector	21.00			
4630-78.....Arm & Tube	60.00	150.00	205.00		4640-3498-2.....A/C Power Cable	43.00			
4630-82.....Rod	50.00	114.00	141.00		4640-Flat Box.....Flat Box w/Label	4.00			
4630-83H.....H Arm Screw	2.30				4640-Instruction Sheet.....Instruction Sheet	3.00			
4630-141-2.....Plug	2.30				4640-Rebox Kit.....Box & Instruction Sheet	5.00			
4630-155-1.....Caution Decal	4.90								
4630-155-2.....Activation Decal	4.90				4810 Series				
4630-159.....Arm Screw	2.30				4811-3071.....Std Cylinder Assy	1505.00			
4630-334.....End Cap	37.00				4811-3971.....Cylinder Only	1455.00			
4630-334-2.....End Cap, Plain	37.00				4810-3077T.....Standard Arm	124.00	241.00	287.00	
4630-334CS.....End Cap, Concealed Switch	37.00				4810-3038.....Standard Track	50.00			
4630-425.....Roller Lock Screw	3.30				4810-72MC.....Metal Cover	110.00	285.00	335.00	
4630-480.....Shaft Extension	44.00				4810-WMS.....Screw Pack (incl -3034)	29.00	49.00	59.00	
4630-3018.....Mounting Plate Assy	2900.00				4810-TBWMS.....Screw Pack (incl -3034)	29.00	49.00	59.00	
4630-3034.....Track Roller	15.00				4810-18.....Plate	187.00	303.00	381.00	
4630-3179-1.....On/Off Switch Assy	43.00				4810-31.....Cover Screw	2.30			
4630-3179-2.....Hold Open Switch Assy	43.00				4810-31L.....Long Cover Screw	2.30			
4630-3180.....I/O Board Assy	306.00				4810-61.....Spacer	10.50			
4630-3454.....Motor/Clutch Assy	1450.00				4810-73.....End Cap	6.90			
4630-3462.....Controller Assy	1650.00				4810-78.....Arm & Tube	60.00	150.00	205.00	
4630-3498-1.....Ribbon Cable Connector	21.00				4810-82.....Rod	50.00			
					4810-83H.....H Arm Screw	2.30			
					4810-141-2.....Plug	2.30			
					4810-155-1.....Caution Decal	4.90			
					4810-155-2.....Activation Decal	4.90			
					4810-159.....Arm Screw	2.30			

4810 Series continued on next page

PARTS & ACCESSORIES

PRICE LIST

PARTS & ACCESSORIES	STANDARD POWDER COAT FINISHES ANCLR ANDKB	PLATED FINISHES			PARTS & ACCESSORIES	STANDARD POWDER COAT FINISHES ANCLR ANDKB	PLATED FINISHES		
		US26D	US 3 US 4 US 10	US 10B US 15 US 26			US26D	US 3 US 4 US 10	US 10B US 15 US 26

4810 Series continued

4810-163.....Cover Insert	4.90			
4810-182.....Stand Off	10.50			
4810-334.....Cover End Cap	10.00			
4810-425.....Roller Lock Screw	3.30			
4810-3034.....Track Roller	15.00			
4810-Flat Box.....Flat Box w/Label	4.00			
4810-Instruction Sheet.....Instruction Sheet	3.00			
4810-Rebox Kit.....Box & Instruction Sheet	5.00			

4820 Series

4822-3071.....Std Cylinder Assy	1505.00			
4822-3071/18G.....Std Cylinder Assy w/18G	1505.00			
4822-3971.....Cylinder Only	1455.00			
4820-3077.....Reg Arm	113.00	339.00	426.00	
4820-3077L.....Long Arm	138.00	364.00	451.00	
4820-72MC.....Metal Cover	110.00	285.00	335.00	
4820-WMS.....Screw Pack	15.00	35.00	45.00	
4820-TBWMS.....Screw Pack	15.00	35.00	45.00	
4820-18.....Plate	187.00	303.00	381.00	
4820-18G.....Plate	187.00	303.00	381.00	
4820-31.....Cover Screw	2.30			
4820-31L.....Long Cover Screw	2.30			
4820-77.....Arm & Forearm	106.00	239.00	276.00	
4820-79.....Rod & Shoe	23.00	75.00	108.00	
4820-79LR.....Long Rod & Shoe	49.00	101.00	134.00	
4820-83.....Arm Screw	2.30			
4820-155-1.....Caution Decal	4.90			
4820-155-2.....Activation Decal	4.90			
4820-159.....Arm Screw	2.30			
4820-163.....Cover Insert	4.90			
4820-182.....Stand Off	10.50			
4820-334.....Cover End Cap	10.00			
4820-3377.....DPS Conversion Kit	338.00			
4820-Flat Box.....Flat Box w/Label	4.00			
4820-Instruction Sheet.....Instruction Sheet	3.00			
4820-Rebox Kit.....Box & Instruction Sheet	5.00			

4840 Series

4841-3071.....Std Cylinder Assy	1505.00			
4841-3971.....Cylinder Only	1455.00			
4840-3077EDA.....EDA Arm	142.00	366.00	451.00	
4840-3077CNS.....Cush Arm	167.00	391.00	476.00	
4840-3077SCNS.....Spring Cush Arm	217.00	441.00	526.00	
4840-72MC.....Metal Cover	110.00	285.00	335.00	
4840-WMS.....Screw Pack	15.00	35.00	45.00	
4840-TBWMS.....Screw Pack	15.00	35.00	45.00	
4840-30.....Cush Shoe Support	19.00	56.00	69.00	
4840-31.....Cover Screw	2.30			
4840-31L.....Long Cover Screw	2.30			
4840-61.....Spacer	21.00	58.00	71.00	
4840-124.....Plug	2.30			
4840-155-1.....Caution Decal	4.90			
4840-155-2.....Activation Decal	4.90			
4840-159.....Arm Screw	2.30			
4840-163.....Cover Insert	4.90			
4840-182.....Stand Off	10.50			
4840-201.....Spacer	3.30			
4840-334.....Cover End Cap	10.00			
4840-419.....Panel Adapter	50.00	132.00	146.00	

4840-459.....Door Loop Kit	111.00			
4840-460.....Pneumatic Hinge	422.00			
4840-3080.....Spring Cush Block	49.00			
4840-Flat Box.....Flat Box w/Label	4.00			
4840-Instruction Sheet.....Instruction Sheet	3.00			
4840-Rebox Kit.....Box & Instruction Sheet	5.00			

5010 Series

5011(2,3,4,5,6)-3071.....Std Cylinder Assy	359.00			
5011(2,3,4,5)-3071DEL.....Del Act Cyl Assy	389.00			
5010-3077.....Reg Arm	104.00	315.00	396.00	
5010-3049.....Hold Open Arm	129.00	340.00	421.00	
5010-WMS.....Screw Pack	15.00	35.00	45.00	
5010-TORX.....Screw Pack	19.00	49.00	59.00	
5010-11.....Finish Plate	45.00	175.00	225.00	
5010-11DA.....DA Finish Plate	45.00	175.00	225.00	
5010-31.....Cover Screw	2.30			
5010-37.....Hold Open Stud	22.00			
5010-41.....Hold Open Nut	5.90			
5010-45.....Hold Open Shoe	20.00			
5010-48.....Hold Open Forearm	56.00			
5010-49.....Hold Open Main Arm	52.00			
5010-77.....Arm & Forearm	98.00			
5010-79.....Rod & Shoe	23.00	75.00	108.00	
5010-79H.....H Rod & Shoe	23.00	75.00	108.00	
5010-83.....Arm Screw	2.30			
5010-83H.....H Arm Screw	2.30			
5010-95.....Arm Stud	10.50			
5010-159.....Arm Screw	2.30			
5010-3002.....Mounting/Finish Plate	58.00			
5010-Flat Box.....Flat Box w/Label	4.00			
5010-Instruction Sheet.....Instruction Sheet	3.00			
5010-Rebox Kit.....Box & Instruction Sheet	5.00			

5030 Series

5031(3,4,5,6)-3071.....Std Cylinder Assy	758.00	985.00	1,054.00	
5031(3,4,5,6)-3971.....Cylinder Only	708.00			
5030-3077.....Reg Arm	104.00	315.00	396.00	
5030-3049.....Hold Open Arm	129.00	340.00	421.00	
5030-WMS.....Screw Pack	15.00	35.00	45.00	
5030-TORX.....Screw Pack	19.00	49.00	59.00	
5030-37.....Hold Open Stud	22.00			
5030-41.....Hold Open Nut	5.90			
5030-48.....Hold Open Forearm	56.00			
5030-49.....Hold Open Main Arm	52.00	129.00	136.00	
5030-77.....Arm & Forearm	98.00	230.00	264.00	
5030-79.....Rod & Shoe	23.00	75.00	108.00	
5030-79H.....H Rod & Shoe	23.00	75.00	108.00	
5030-83.....Arm Screw	2.30			
5030-83H.....H Arm Screw	2.30			
5030-159.....Arm Screw	2.30			
5030-416.....Wood Clip Set	130.00	188.00	236.00	
5030-417.....Wood Clip Set	130.00	188.00	236.00	
5030-3002.....Mounting/Finish Plate	123.00	241.00	286.00	
5030-Flat Box.....Flat Box w/Label	4.00			
5030-Instruction Sheet.....Instruction Sheet	3.00			
5030-Rebox Kit.....Box & Instruction Sheet	5.00			

PARTS & ACCESSORIES

PRICE LIST

PARTS & ACCESSORIES	STANDARD POWDER COAT FINISHES <i>AL (689) DKBRZ (695) BRASS (696) LTBRZ (691) STAT (690) BLACK (693)</i>	PLATED FINISHES			PARTS & ACCESSORIES	STANDARD POWDER COAT FINISHES <i>ANCLR ANDKB</i>	PLATED FINISHES	
		US26D	US 3 US 4 US 10	US 10B US 15 US 26				

6030 Series

6031(2,3,4,5)-3071.....Std Cylinder Assy	864.00
6031(2,3,4,5)-3971.....Cylinder Only	814.00
6030-3077T.....Standard Arm	157.00
6030-3038B.....Track w/Bumper	60.00
6030-3038HB.....Track w/Hold Open & Bumper	80.00
6030-WMS.....Screw Pack (incl -3034)	29.00
6030-TORX.....Screw Pack (incl -3034)	33.00
6030-83.....Arm Screw	2.30
6030-157.....Snubber	13.50
6030-159.....Arm Screw	2.30
6030-169.....Bumper Assy	17.00
6030-416.....Wood Clip Set	130.00
6030-425.....Roller Lock Screw	3.30
6030-3002.....Mounting/Finish Plate	161.00
6030-3034.....Track Roller	20.00
6030-3054.....Hold Open Clip	25.00
6030-Flat Box.....Flat Box w/Label	4.00
6030-Instruction Sheet.....Instruction Sheet	3.00
6030-Rebox Kit.....Box & Instruction Sheet	5.00

9130 Series - (ANCLR or ANDKB only)

9130-3077T.....Standard Arm	135.00
9130-3077PLCM.....Standard Arm w/Track	187.00
9130-3038.....Track	60.00
9130-72MC*.....Metal Cover	120.00
9130-72FC*.....Full Metal Cover	200.00
9130-MS.....Screw Pack	15.00
9130-73.....Track End Cap	6.90
9130-163.....Cover Insert	9.30
9130-163-1.....Cover End Cap Insert	9.30
9130-334.....Cover End Cap	35.00
9130-360.....24v SO Kit	20.00
9130-3018.....Mounting Bracket	121.00
9130-3155.....Label Kit	19.00
9130-3034.....Track Roller	20.00
9130-3351-1.....Switch Bracket 29"	56.00
9130-3351-2.....Switch Bracket 41"	56.00
9130-3351-3.....Switch Bracket 51"	56.00
9130-3454.....Motor Gearbox Assembly	1550.00
9130-3454S.....Motor Gearbox Assembly w/Switch	1550.00
9130-3462SC.....Standard Control Box	1050.00
9130-3498-2A.....A/C Power Cable - 29"	34.00
9130-3498-2B.....A/C Power Cable - 42"	34.00
9130-3498-2C.....A/C Power Cable - 52"	34.00

9140 Series - (ANCLR or ANDKB only)

9140-3077.....Regular Arm	115.00
9140-3077L.....Long Arm	115.00
9140-72MC*.....Metal Cover	120.00
9140-72FC*.....Full Metal Cover	200.00
9140-MS.....Screw Pack	15.00
9140-77.....Main Arm	94.00
9140-79.....Rod	19.00
9140-79LR.....Long Rod	38.00
9140-163.....Cover Insert	9.30
9140-163-1.....Cover End Cap Insert	9.30
9140-334.....Cover End Cap	35.00
9140-360.....24v SO Kit	20.00
9140-3018.....Mounting Bracket	121.00

9140-3155.....Label Kit	19.00
9140-3351-1.....Switch Bracket 29"	56.00
9140-3351-2.....Switch Bracket 41"	56.00
9140-3351-3.....Switch Bracket 51"	56.00
9140-3454.....Motor Gearbox Assembly	1550.00
9140-3454S.....Motor Gearbox Assembly w/Switch	1550.00
9140-3462SC.....Standard Control Box	1050.00
9140-3498-2A.....A/C Power Cable - 29"	34.00
9140-3498-2B.....A/C Power Cable - 42"	34.00
9140-3498-2C.....A/C Power Cable - 52"	34.00

9150 Series - (ANCLR or ANDKB only)

9150-3077.....Regular Arm	115.00
9150-3077L.....Long Arm	115.00
9150-72MC*.....Metal Cover	225.00
9150-MS.....Screw Pack	15.00
9150-77.....Main Arm	94.00
9150-79.....Rod	19.00
9150-79LR.....Long Rod	38.00
9150-163.....Cover Insert	9.30
9150-163-1.....Cover End Cap Insert	9.30
9150-334.....Cover End Cap	35.00
9150-360.....24v SO Kit	20.00
9150-3018.....Mounting Bracket	121.00
9150-3155.....Label Kit	19.00
9150-3351-1.....Switch Bracket 29"	56.00
9150-3351-2.....Switch Bracket 41"	56.00
9150-3351-3.....Switch Bracket 51"	56.00
9150-3454.....Motor Gearbox Assembly	1550.00
9150-3454S.....Motor Gearbox Assembly w/Switch	1550.00
9150-3462SC.....Standard Control Box	1050.00
9150-3498-2A.....A/C Power Cable	34.00

9530 Series - (ANCLR or ANDKB only)

9530-3077T.....Standard Arm	230.00
9530-3077PLCM.....Standard Arm w/Track	286.00
9530-3038.....Track	60.00
9530-3572HL*.....Header Assy	285.00
9530-3572DD*.....Double Door Header Assy	490.00
9530-MS.....Screw Pack	15.00
9530-11A.....Spindle Plate - 2 3/4"	64.00
9530-11B.....Spindle Plate - 3 3/4"	64.00
9530-12*.....Blank Filler Plate	78.00
9530-18*.....Mounting Plate**	67.00 / ft
**Add 3 1/2" if Using Angled Brackets	
9530-73.....Track End Cap	6.90
9530-275.....Mounting Bracket - 2 3/4"	86.00
9530-334.....Header Endcap	37.00
9530-334-1.....Angled Bracket	135.00
9530-334-2.....End Dress Plate	64.00
9530-375.....Mounting Bracket - 3 3/4"	86.00
9530-511*.....Dress Plate Extrusion Only	15.00 / ft
9530-518.....Cable/Parts Bag	78.00
9530-572*.....Header Extrusion Only	45.00 / ft
9530-572HL*.....Header Only	185.00
9530-572DD*.....Double Door Header Only	390.00
9530-3018.....Rear Mount Bracket	86.00
9530-3034.....Track Roller	20.00
9530-3155.....Label Kit	23.00
9530-3454.....Motor Gearbox (Std Force)	1950.00
9530-3462.....Controller	1250.00

PARTS & ACCESSORIES

PRICE LIST

PARTS & ACCESSORIES	STANDARD POWDER COAT FINISHES ANCLR ANDKB	PLATED FINISHES		PARTS & ACCESSORIES	STANDARD POWDER COAT FINISHES ANCLR ANDKB	PLATED FINISHES	

9540 Series - (ANCLR or ANDKB only)

9540-3077.....Regular Arm	210.00
9540-3077L.....Long Arm	210.00
9540-3572HL*.....Header Asy	285.00
9540-3572DD*.....Double Door Header Assy	490.00
9540-MS.....Screw Pack	15.00
9540-11A.....Spindle Plate - 2 3/4"	64.00
9540-11B.....Spindle Plate - 3 3/4"	64.00
9540-12*.....Blank Filler Plate	78.00
9540-18*.....Mounting Plate**	67.00 / ft
**Add 3 1/2" if Using Angled Brackets	
9540-77.....Main Arm	161.00
9540-79.....Rod	47.00
9540-79LR.....Long Rod	47.00
9540-82.....Rod	31.00
9540-82L.....Long Rod	31.00
9540-275.....Mounting Bracket - 2 3/4"	86.00
9540-334.....Header Endcap	37.00
9540-334-1.....Angled Bracket	135.00
9540-334-2.....End Dress Plate	64.00
9540-375.....Mounting Bracket - 3 3/4"	86.00
9540-511*.....Dress Plate Extrusion Only	15.00 / ft
9540-518.....Cable/Parts Bag	78.00
9540-572*.....Header Extrusion Only	45.00 / ft
9540-572HL*.....Header Only	185.00
9540-572DD*.....Double Door Header Only	390.00
9540-3018.....Rear Mount Bracket	86.00
9540-3155.....Label Kit	23.00
9540-3454.....Motor Gearbox (Std Force)	1950.00
9540-3462.....Controller	1250.00

9550 Series - (ANCLR or ANDKB only)

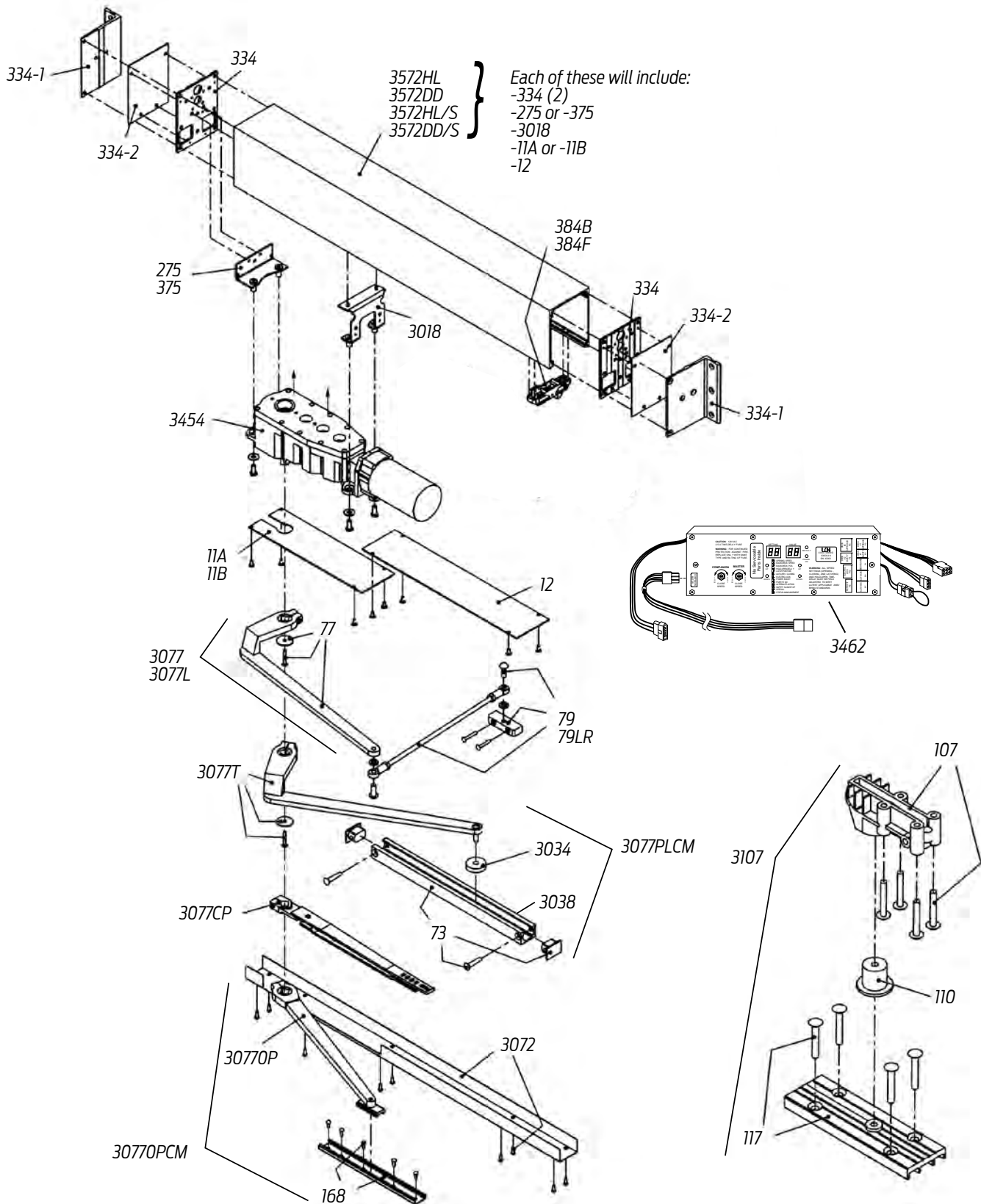
9550-3077.....Regular Arm	210.00
9550-3077L.....Long Arm	210.00
9550-3077T.....Standard Arm	230.00
9550-3077PLCM.....Standard Arm w/Track	286.00
9550-3038.....Track	60.00
9550-3572HL*.....Header Asy	490.00
9550-MS.....Screw Pack	15.00
9550-11A.....Spindle Plate - 2 3/4"	64.00
9550-11B.....Spindle Plate - 3 3/4"	64.00
9550-12*.....Blank Filler Plate	78.00
9550-18*.....Mounting Plate**	67.00 / ft
**Add 3 1/2" if Using Angled Brackets	
9550-77.....Main Arm	161.00
9550-79.....Rod	47.00
9550-79LR.....Long Rod	47.00
9550-82.....Rod	31.00
9550-82L.....Long Rod	31.00
9550-275.....Mounting Bracket - 2 3/4"	86.00
9550-334.....Header Endcap	37.00
9550-334-1.....Angled Bracket	135.00
9550-334-2.....End Dress Plate	64.00
9550-375.....Mounting Bracket - 3 3/4"	86.00
9550-511.....Dress Plate Extrusion Only	15.00 / ft
9550-518.....Cable/Parts Bag	78.00
9550-572*.....Header Extrusion Only	45.00 / ft
9550-572HL*.....Header Only	390.00
9550-982.....Companion Cable	58.00
9550-3018.....Rear Mount Bracket	86.00
9550-3034.....Track Roller	20.00

9550-3155.....Label Kit	23.00
9550-3454.....Motor Gearbox (Std Force)	1950.00
9550-3462.....Controller	1250.00

9560 Series - (ANCLR or ANDKB only)

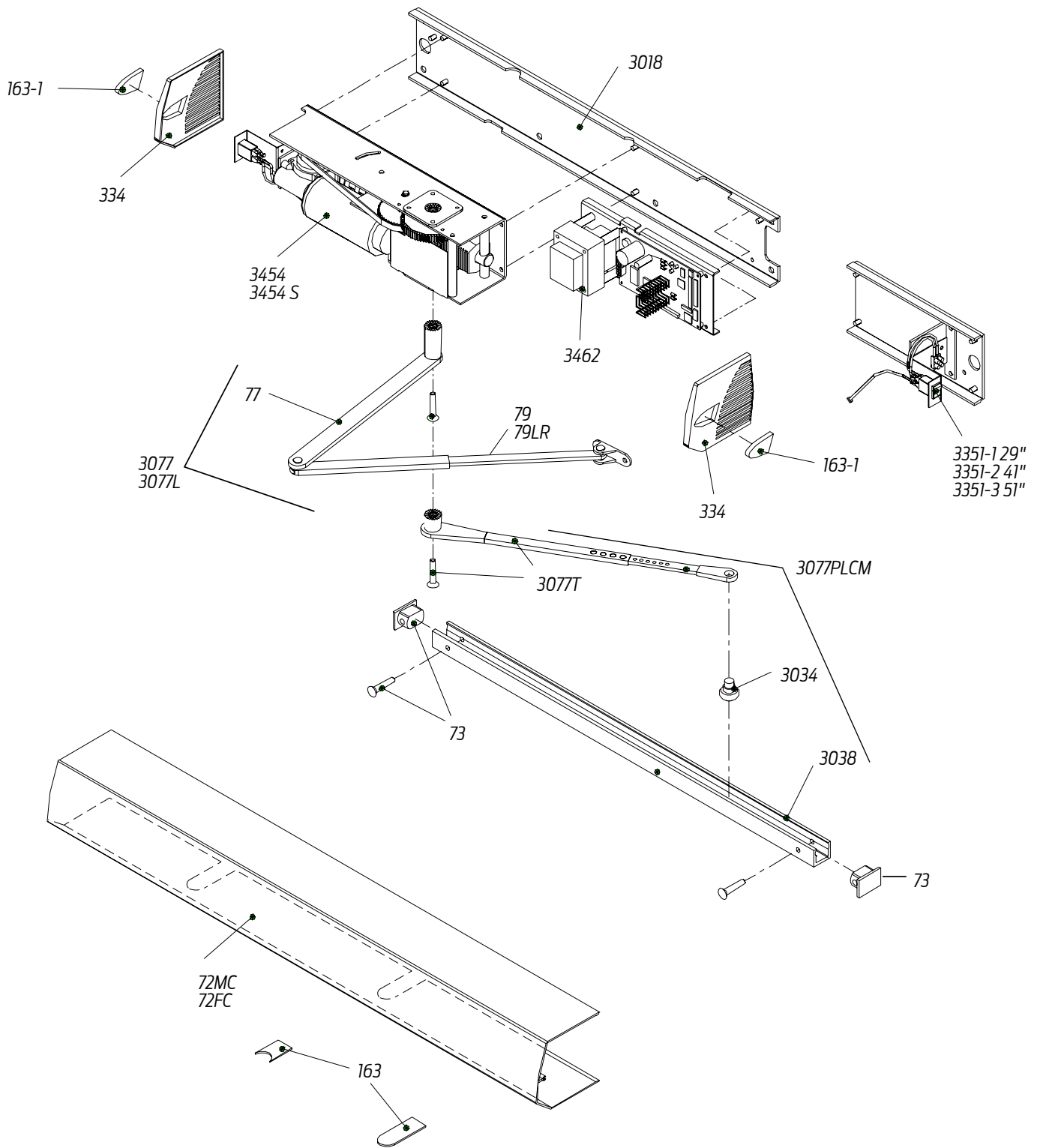
9560-3077.....Regular Arm	210.00
9560-3077L.....Long Arm	210.00
9560-3077T.....Standard Arm	230.00
9560-3077PLCM.....Standard Arm w/Track	286.00
9560-3038.....Track	60.00
9560-3572HL*.....Header Asy	490.00
9560-MS.....Screw Pack	15.00
9560-11A.....Spindle Plate - 2 3/4"	64.00
9560-11B.....Spindle Plate - 3 3/4"	64.00
9560-12*.....Blank Filler Plate	78.00
9560-18*.....Mounting Plate**	67.00 / ft
**Add 3 1/2" if Using Angled Brackets	
9560-77.....Main Arm	161.00
9560-79.....Rod	47.00
9560-79LR.....Long Rod	47.00
9560-82.....Rod	31.00
9560-82L.....Long Rod	31.00
9560-275.....Mounting Bracket - 2 3/4"	86.00
9560-334.....Header Endcap	37.00
9560-334-1.....Angled Bracket	135.00
9560-334-2.....End Dress Plate	64.00
9560-375.....Mounting Bracket - 3 3/4"	86.00
9560-511*.....Dress Plate Extrusion Only	15.00 / ft
9560-518.....Cable/Parts Bag	78.00
9560-572*.....Header Extrusion Only	45.00 / ft
9560-572HL*.....Header Only	390.00
9560-3018.....Rear Mount Bracket	86.00
9560-3034.....Track Roller	20.00
9560-3155.....Label Kit	23.00
9560-3454.....Motor Gearbox (Std Force)	1950.00
9560-3462.....Controller	1250.00

Senior Swing® Basic Parts Diagram (2800 / 9500 Series)



Benchmark Basic Parts Diagram

(9100 Series)



GLOSSARY OF ABBREVIATIONS

Arm Options

STD	- Standard Arm
REG	- Regular Arm
Rw/PA	- Regular Arm w/ Parallel Arm Shoe
Rw/62A	- Regular Arm w/ Auxiliary Parallel Arm Shoe
H	- Hold Open Arm
Hw/PA	- Hold Open Arm w/ Parallel Arm Shoe
HD	- Heavy Duty Arm (1460)
HDw/PA	- Heavy Duty Arm w/ Parallel Arm Shoe
LD	- Light Duty Arm
LDw/PA	- Light Duty Arm w/ Parallel Arm Shoe
LONG	- Long Arm
XLONG	- Extra Long Arm
HLONG	- Hold Open Long Arm
EDA	- Extra Duty Arm
EDAw/62G	- Extra Duty Arm w/ Thick Hub Shoe
HEDA	- Hold Open Extra Duty Arm
HEDAw/62G	- Hold Open Extra Duty Arm w/ 62G
CUSH (CNS)	- Cush -n- Stop Arm
HCUSH (HCNS)	- Hold Open Cush -n- Stop Arm
SCUSH (SCNS)	- Spring Cush -n- Stop Arm
SHCUSH (SHCNS)	- Spring Hold Open Cush -n- Stop Arm
SF	- Swing Free Arm (4310ME)
DE	- Double Egress Arm
FL	- Fusible Link Arm

Cylinder Options

STD	- Standard Cylinder
DEL (DA)	- Delay Action Cylinder
AVB	- Advanced Variable Backcheck
B80	- Bypass 80 Degree ME Cylinder
B140	- Bypass 140 Degree ME Cylinder
TEL	- Telephone Cylinder (4010/4020/4110)

Cover Options

STD	- Standard Plastic Cover
MC	- Metal Cover
FC	- Full Cover (1460)
DS (DS1)	- Designer Series Cover (1460)

Track Options

STD	- Standard Track
H	- Hold Open Track
BUMPER	- Track with Bumper
HBMP	- Hold Open Track with Bumper

Fastener Pack Options

WMS	- Wood & Machine Screws
TBWMS	- Thru-Bolt, Wood & Machine Screws
SRT	- Self Reaming & Tapping Screws
TBSRT	- Thru-Bolt, Self Reaming & Tapping Screws
TORX	- TORX Machine Screws
TBTRX	- Thru-Bolt, TORX Machine Screws

Finishes

AL	- Aluminum
DKBRZ	- Dark Bronze
BRASS	- Brass
LTBRZ	- Light Bronze
STAT	- Statuary
BLACK	- Black
MTLPC	- Bright Metallic
RAL	- Custom Finish Designation (RAL xxxx)
ANCLR	- Anodized Clear
ANDKB	- Anodized Dark Bronze

Swing Operator Terms

SF	- Standard Force Motor Gearbox
SC	- Standard Controller
POS	- Positive Mechanical Stop
BKY	- Breakaway Stop

Miscellaneous Terms

L	- Long
LR	- Long Rod
ELR	- Extra Long Rod
B80 or B140	- Bypass (Fire/Life Safety)
SRI	- Special Rust Inhibitor
SE	- Single Point Electronic (Fire/Life Safety)
ME	- Multi-Point Electronic (Fire/Life Safety)
PAH	- Parallel Arm Holder (PAH60)
ES	- Electric Strike (Control Boxes)
S (SEQ)	- Sequential (Control Boxes)
TJ	- Top Jamb
PA	- Parallel Arm
18G	- Flush Ceiling
T	- Track
DPS	- Door Position Switch (2210DPS)
FP	- Fire Protection Fluid

Header Options

Part	Extrusion (36" to 188") No Prep	Single Door* (36" to 49") Prepped	Door Pair (50" to 98") Prepped	Double Door Header** Prepped	Gearbox Brackets Included	Angle Brackets Included	End Caps Included	Filler Plates Included	Stop Prep*** Included
-572	X								
-572HL		X	X						
-572HL/S		X	X						X
-572DD				X					
-572DD/S				X					X
-3572HL		X	X		X	X	X	X	
-3572HL/S		X	X		X	X	X	X	X
-3572DD				X	X	X	X	X	
-3572DD/S				X	X	X	X	X	X

*2810, 9530 or 9540 only

**2850, 2860, 9550 or 9560 only

*** 2810, 2850 or 2860 only

A library of common wiring diagrams are available at no-charge for use in single and double door applications utilizing various configurations of Allegion door hardware products. These diagrams can be accessed through our Knowledge Center tool at <http://kc.allegion.com/> . Click on *Common wiring diagrams* located under the column Top Solutions.

Custom Wiring Diagram Request

When common wiring diagrams do not meet the needs of the job requirements Allegion offers a service to purchase custom wiring diagrams. All custom wiring diagrams include a point-to-point with theory of operation and a riser diagram. Custom wiring diagrams fall into two categories; Standard and Complex:


- **Standard drawings:** All Allegion products with a single opening and a basic theory of operation. These drawings are quoted on a per drawing basis.
- **Complex drawings:** Generic contacts, 3rd party components, complex relay logic, timer circuit logic, any other additional advanced logic. These drawings must be processed through a quote process to determine the total NET cost of the request.

How does the Custom Wiring Diagram Request Process work?

- Custom wiring diagrams can only be ordered by and shipped to current Allegion Channel Partners
- Obtain a Wiring Diagram Request Form on page 69 or email a request to Wiring.Diagram.Request@allegion.com
- Email the completed request form to Wiring.Diagram.Request@allegion.com
- Be sure and include the following information to prevent delays to the request:
 - All supporting documentation for non-Allegion products
 - Hardware list with complete part numbers
 - Detailed Theory of operation for all openings
- Upon receipt the custom wiring coordinator will review and clarify the request as needed
- Once all clarifications are resolved a QUOTE#, NET pricing, and lead time will be assigned and communicated to the requestor within 1 business day
- Drawings that fall under a Standard type will be quoted a NET \$250 for each drawing
- Drawings that fall under a Complex type will receive a NET quote depending on the time required to complete the drawings at an hourly rate of \$250/hour
- A purchase order with the QUOTE# must be received for the wiring diagrams to be produced
 - Send the completed PO to Wiring.Diagram.Request@allegion.com
- Lead time is generally 2-3 weeks from time PO is received, more complex requests will have longer lead times
- Changes to the original request after a quote approval may incur additional charges and affect lead time
- QUOTE# is valid for 90 days
- Custom wiring diagrams, once completed, will be emailed to the requestor

Notes

Wiring Diagram Request Form



ALLEGION™

Must be a Schlage Electronics, LCN, or Von Duprin Dealer

Date ___/___/___ Project Name _____

Dealer/Distributor _____

Account # _____ Dealer Contact Name _____ Phone ____-____-____

Provide a Primary Technical Contact _____ Phone ____-____-____

Provide/Attach the Following

- All supporting documentation for all non-Allegion products.
 - Included hardware list with complete part numbers.
 - Detailed Theory of Operation for all openings.

Additional information that helps expedite the project:

Door Number; Door Size; Door Material;
Fire Rated Opening; Single/Pair; Double Egress; Interior/Exterior;
Interlocked Opening; Basic Floor Plan/Traffic Flow

E-mail completed form and supporting documentation to

Wiring.Diagram.Request@allegion.com

Phone: 877-671-7011

LCN Limited Warranty

Subject to the terms and conditions of this limited warranty, Schlage Lock Company, LLC (the "Company") extends a limited warranty against defects in material and workmanship for its LCN branded product(s) identified in the Product Table below ("Products") as installed in the original location.

This limited warranty applies to Products purchased on or after **March 3, 2014**.

Product Table

4000 Series	30 Years
1460 Series	30 Years
1260 Series	20 Years
Concealed, High Security (except 2210DPS)	15Years
Automatic Operators; SE, ME, HSA, SEH Series; SEM Magnets; 2210 DPS (includes both electronic and mechanical components)	2 Years

Term: The limited warranty period for Products is as stated in the Product Table above. The "Commencement Date" for a limited warranty period shall be the date of Company's delivery to the original purchaser of the Products. Proof of Product purchase may be required by Company to confirm the Commencement Date.

What Company will do: Company may require proof of Product purchase in order to provide coverage under this limited warranty. As Company's only responsibility and user's only remedy under this limited warranty, Company will furnish a replacement Product upon receipt and confirmation by Company, in its sole opinion, that the Product has, in fact, failed due to a manufacturing defect under normal use and maintenance. In the event a replacement Product cannot be provided, Company will either provide a suitable replacement Product or a refund in the amount of the original purchase price.

What is not covered: The following costs, expenses, and damages are not covered by the provisions of this limited warranty: (i) labor costs including, but not limited to, such costs as removal and installation of Product; (ii) shipping and freight expenses required to return Product to Company; (iii) failures, defects, or damage caused by any third party product or service; (iv) any other incidental, consequential, indirect, special and/or punitive damages, whether based on contract, warranty, tort (including, but not limited to, strict liability or negligence), patent infringement, or otherwise, even if advised of the possibility of such damages.

The provisions of this limited warranty do not apply to Product that is: (i) not the proper size for the application for which the Product is used; (ii) not installed in accordance with Company's published Product installation instructions; (iii) installed with improper parts and/or incorrect parts (NOTE: It is recommended that Product be installed with LCN fasteners provided with Product); (iv) improperly stored, maintained, or operated; (v) modified, repaired, or altered in Company's sole opinion, in any manner, without the express written consent of Company; (vi) used for purposes for which the Product is not designed or intended; (vii) subjected to misuse, abuse, negligence, or accident; or (viii) subjected to improper temperature, humidity, or other environmental conditions.

Note: 900/7900 Series compressors are not manufactured by Company and are excluded from coverage under this limited warranty. For more information, parts, or repairs concerning the compressors, contact the compressor manufacturer directly at (269) 926-6171.

Additional Terms: This limited warranty is in lieu of all other warranties, express or implied. Company does not authorize any person to create for it any obligation or liability in connection with Product. Company's maximum liability hereunder is limited to the original purchase price of the Product. No action arising out any claimed breach of this limited warranty by Company may be brought by the user more than one (1) year after the cause of action has arisen.

How local law applies: This limited warranty gives you specific legal rights, and you may also have other rights as permitted by law. Some local laws do not allow limitations on how long an implied warranty lasts or the exclusions or limitation of incidental or consequential damages so the limitations or exclusions provided herein may not apply to you.

Program and Warranty Claims: All Product claimed to be defective under this limited warranty shall be sent to: LCN, Warranty and Replacement Department, 121 West Railroad Avenue, P.O. Box 100, Princeton, Illinois USA 61356-0100. For information, contact Customer Care at (877) 671-7011.

Note: Please contact LCN Customer Care prior to returning any product back to the factory. You will need prior authorization and an RMA for your return.

About Allegion

Allegion (NYSE: ALLE) creates peace of mind by pioneering safety and security. As a \$2 billion provider of security solutions for homes and businesses, Allegion employs more than 8,000 people and sells products in more than 120 countries across the world. Allegion comprises 27 global brands, including strategic brands CISA®, Interflex®, LCN®, Schlage® and Von Duprin®.

For more, visit www.allegion.com

aptiQ ■ LCN ■ **SCHLAGE** ■ STEELCRAFT ■ VON DUPRIN