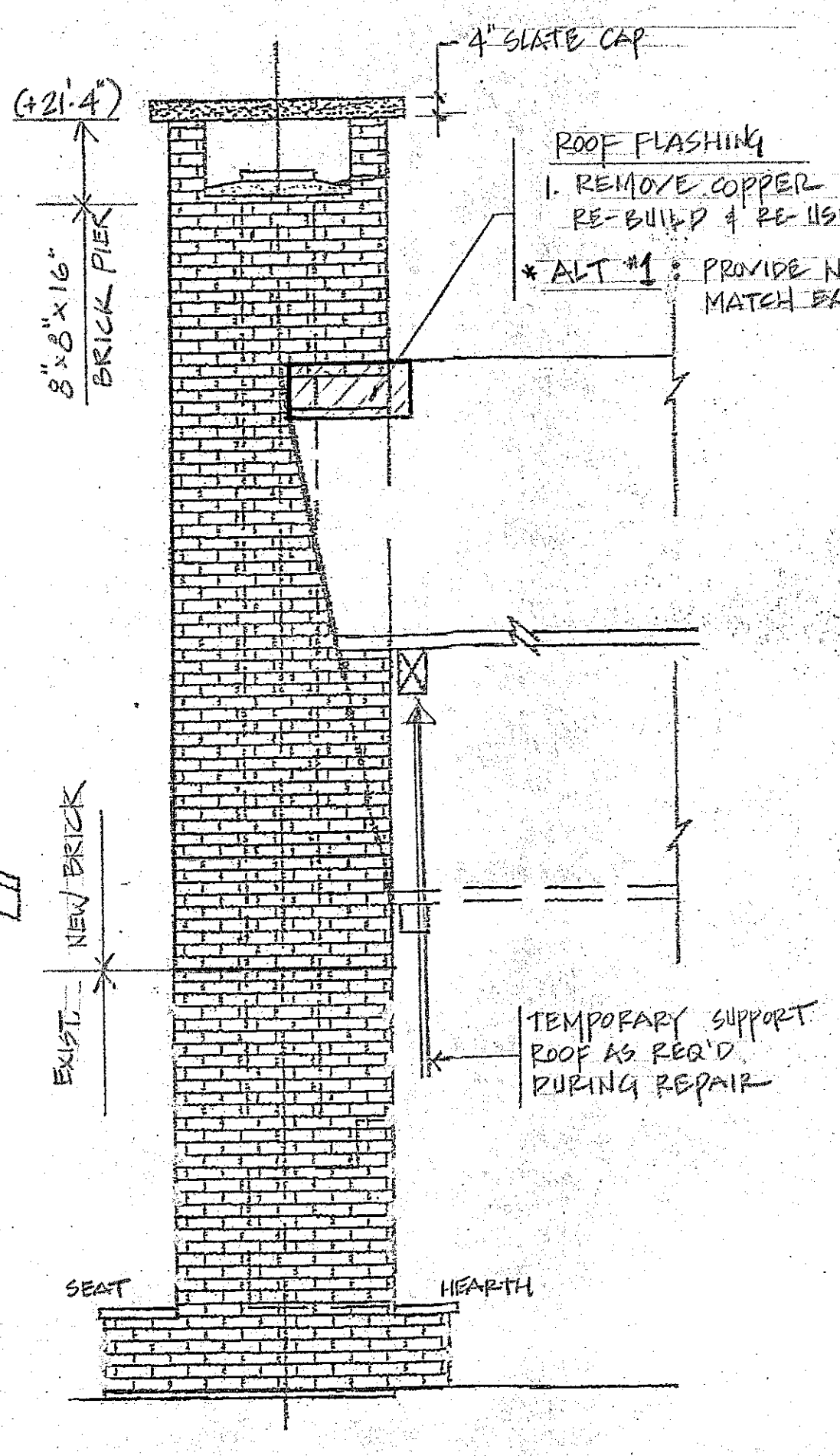
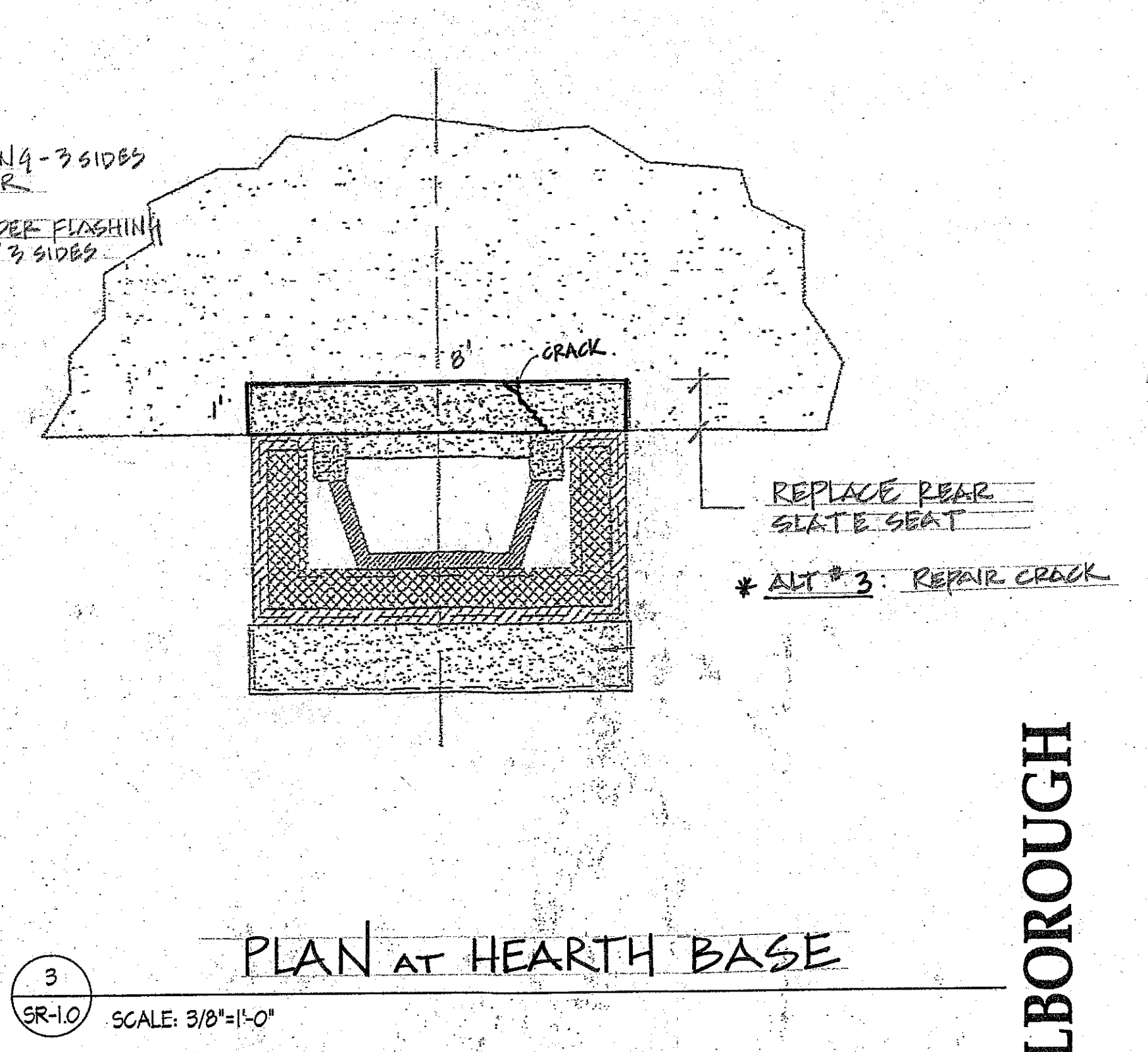


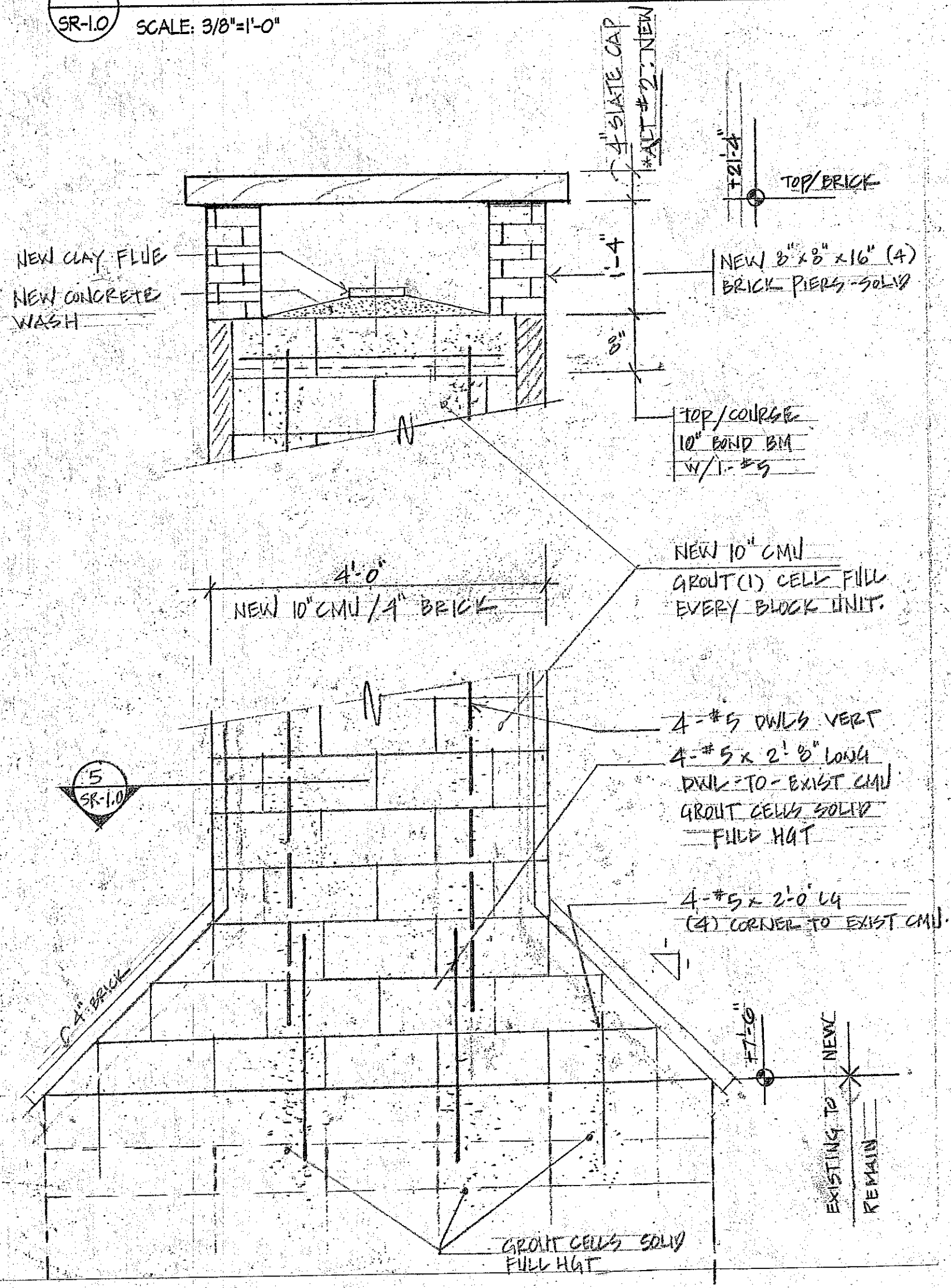
1 FRONT ELEVATION - EXISTING and DEMOLITION
 SR-10 SCALE: 3/8"=1'-0"



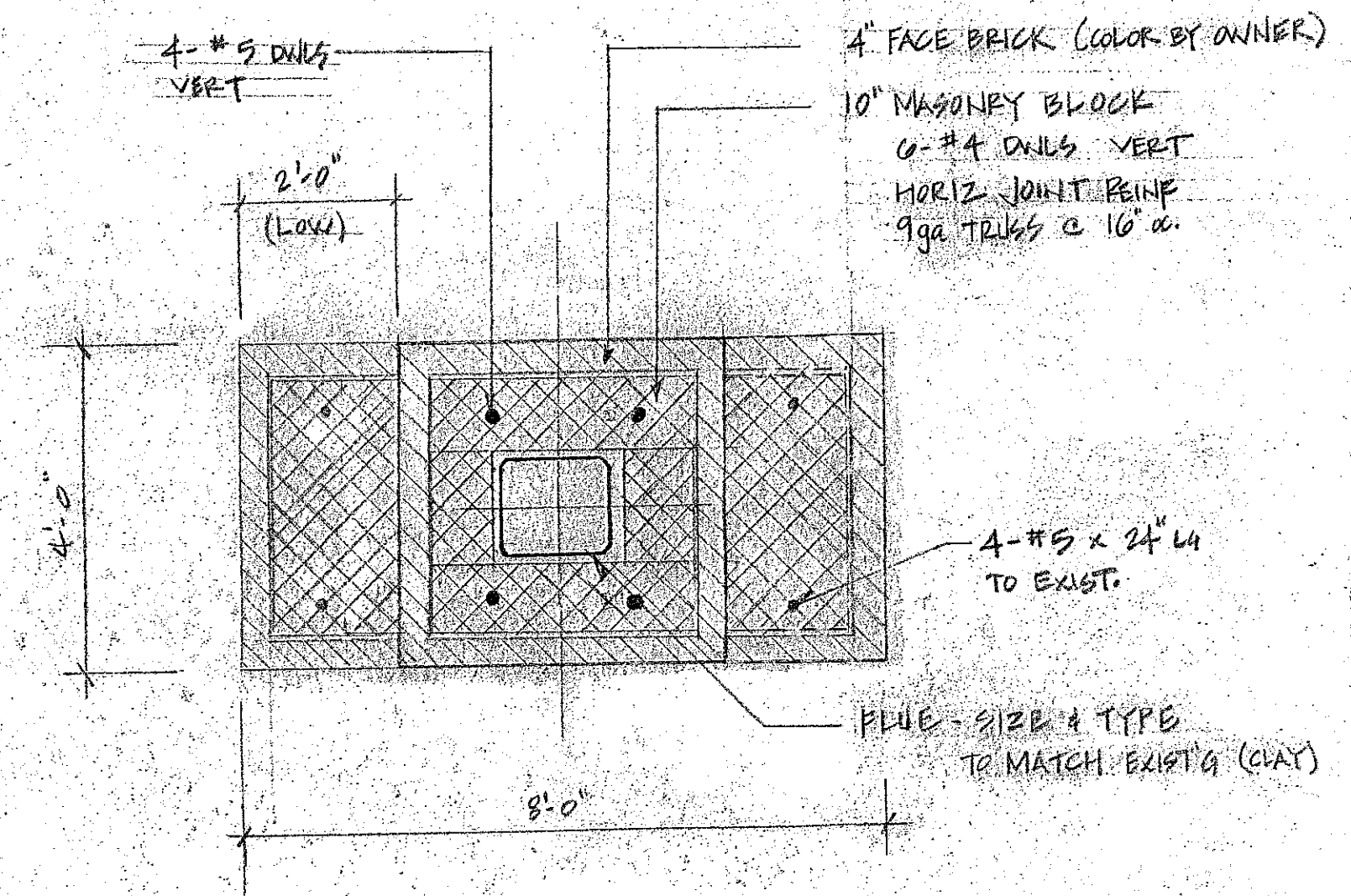
2 LEFT ELEVATION
 SR-10 SCALE: 3/8"=1'-0"



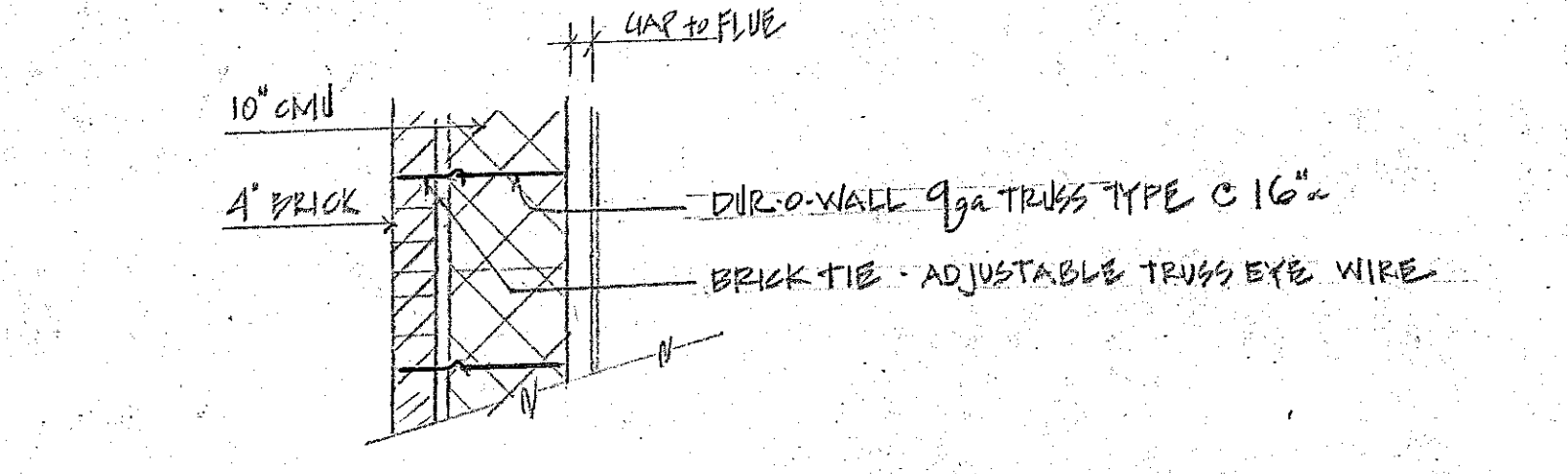
3 PLAN AT HEARTH BASE
 SR-10 SCALE: 3/8"=1'-0"



4 NEW FIREPLACE DETAILS
 SR-10 SCALE: 3/4"=1'-0"



5 PLAN DETAIL - NEW
 SR-10 SCALE: 1/2"=1'-0"



6 WALL REINF.
 SR-10 SCALE: 3/4"=1'-0"

REPAIR NOTES:

- A. STRUCTURAL REPAIRS:**
 Existing Condition: The overall Fireplace has damage in many locations. See Demolition Detail for extent of removal. Any un-safe or damaged conditions in the remaining structure after Demo shall be brought to the attention of the Town and the Engineer before start of Work.
- B. GENERAL**
 1. ALL WORK SHALL CONFORM TO THE 2018 CT BUILDING CODES: IBC 2015
 2. THE CONTRACTOR SHALL BE RESPONSIBLE FOR ALL TEMPORARY SHORING AND BRACING REQUIRED TO MAINTAIN STRUCTURAL STABILITY OF THE EXISTING ROOF AND REMAINING MASONRY FIREPLACE STRUCTURE DURING CONSTRUCTION.
- C. MATERIALS (All materials shall be submitted to Town/Engineer for review before start of work)**
 1. MASONRY: Concrete Masonry Units (10") ASTM C-90 Gr N, Type 1, Grout: M or S - 5000 psi
 2. BRICK: ASTM 216, Mortar Type 'N'. - Size & Color of Brick & Mortar to match existing. Submit samples to Town/Owner for review.
 3. The extent of Brick & Masonry work is shown on Drawing and includes all fireplace construction and all accessories required to complete installation.
 4. HORIZ JOINT REINFORCING: Dur-O-Wall: 9ga, Truss Type. (galv); CMU (16"oc) Dur-O-Wall: Adjustable Brick Ties - Truss Eye Wire (galv).
 5. CONCRETE- 3000 psi, REBAR A60, Fy = 60 ksi
- D. DESIGN CRITERIA (Marlborough, CT)**
 ROOF LIVE LOAD...30 psf
 WIND - Vu = 120 mph
- E. ALTERNATES: Contractors to provide Town/Owner Unit Prices to (ADD / CREDIT)**

- Roof Flashing:** If existing copper roof flashing can not be repaired and re-used, provide materials and labor necessary to complete flashing work. (Add)
- Top Slate Cap:** Remove & re-use Cap. If damaged, provide a new materials and install of a new Cap. (add)
- Lower (rear) Slate Seat:** Provide credit for stone (slate) to remain in place and provide materials & labor for crack repair. (Credit)
- TOWN SEAL:** (Add) Provide materials & labor to install new Marlborough Town Seal into Fireplace Brick above the Hearth. Size = 40" wide x 32" high. Coordinate material type with Town/Owner.

TOWN OF MARLBOROUGH
BLISH PARK
 PARK ROAD
 MARLBOROUGH, CT

WML WILLIAM M. LAPOINT, PE
 1379 MAIN STREET
 EAST HARTFORD, CT 06108
 voice: 860.622.0840
 email: wmlpeingneer@gmail.com

J. BROWN DESIGN
 142 Great Neck Rd
 Waterford, CT 06385
 V: 860-367-4570
 jaybdesign07@gmail.com

SCALE: AS NOTED
 JOB NO.:
 DRAWN BY: jb
 CK'D BY: WML
 DATE DRAWN: 28 SEPT 2019

FIREPLACE REPAIR

SR-1.0

10-01-19: ISSUED FOR PERMIT/CONSTRUCTION
 09-26-19: ISSUED FOR TOWN REVIEW