ONE LINE DIAGRAM NOTES:

1. EXISTING AERIAL FEEDER, BARE COPPER WIRE, TO REMAIN.
2. EXISTING FEEDER IN EXISTING DUCTBANK TO REMAIN.
3. NEW 3#500 KCMIL AND 1#4/0 GROUND IN NEW 1-5" CONDUIT IN A CONCRETE RE-INFORCED DUCTBANK FOR FEEDER 'L'.
4. NEW 3#500 KCMIL AND 1#4/0 GROUND IN NEW 1-5" CONDUIT IN A CONCRETE RE-INFORCED DUCTBANK FOR FEEDER 'M'.
5. NEW 3#500 KCMIL AND 1#4/0 GROUND IN NEW 1-5" CONDUIT FOR FEEDER 'L' AND NEW 3#500 KCMIL AND 1#4/0 GROUND IN NEW 1-5" CONDUIT FOR FEEDER 'M' IN A CONCRETE RE-INFORCED DUCTBANK.
6. NEW 3#500 KCMIL AND 1#4/0 GROUND IN EXISTING 1-5"CONDUIT IN A CONCRETE RE-INFORCED DUCTBANK FOR FEEDER 'M'.
7. NEW 2 SETS OF (3#500 KCMIL AND 1#4/0 GROUND IN EXISTING 1-5" CONDUIT) IN EXISTING DUCTBANK FOR FEEDER 'M'.
8. BOND THE NEW DISCONNECT SWITCH SW-16 AND THE RISER CONDUIT WITH 1#4/0 GROUND WIRE TO ¾" DIAMETER, 10 FT LONG GROUND ROD.
9. BOND THE NEW CABLE TERMINATOR ASSEMBLY AND THE RISER CONDUIT WITH 1#4/0 GROUND WIRE TO ¾" DIAMETER, 10 FT LONG GROUND ROD.

LEGEND:

- INSULATED UNDERGROUND CABLE
- BARE AERIAL CABLE
- EXISTING POLE
- CONDUIT STUB UP

DARKER LINE INDICATES WORK IN THIS STEP

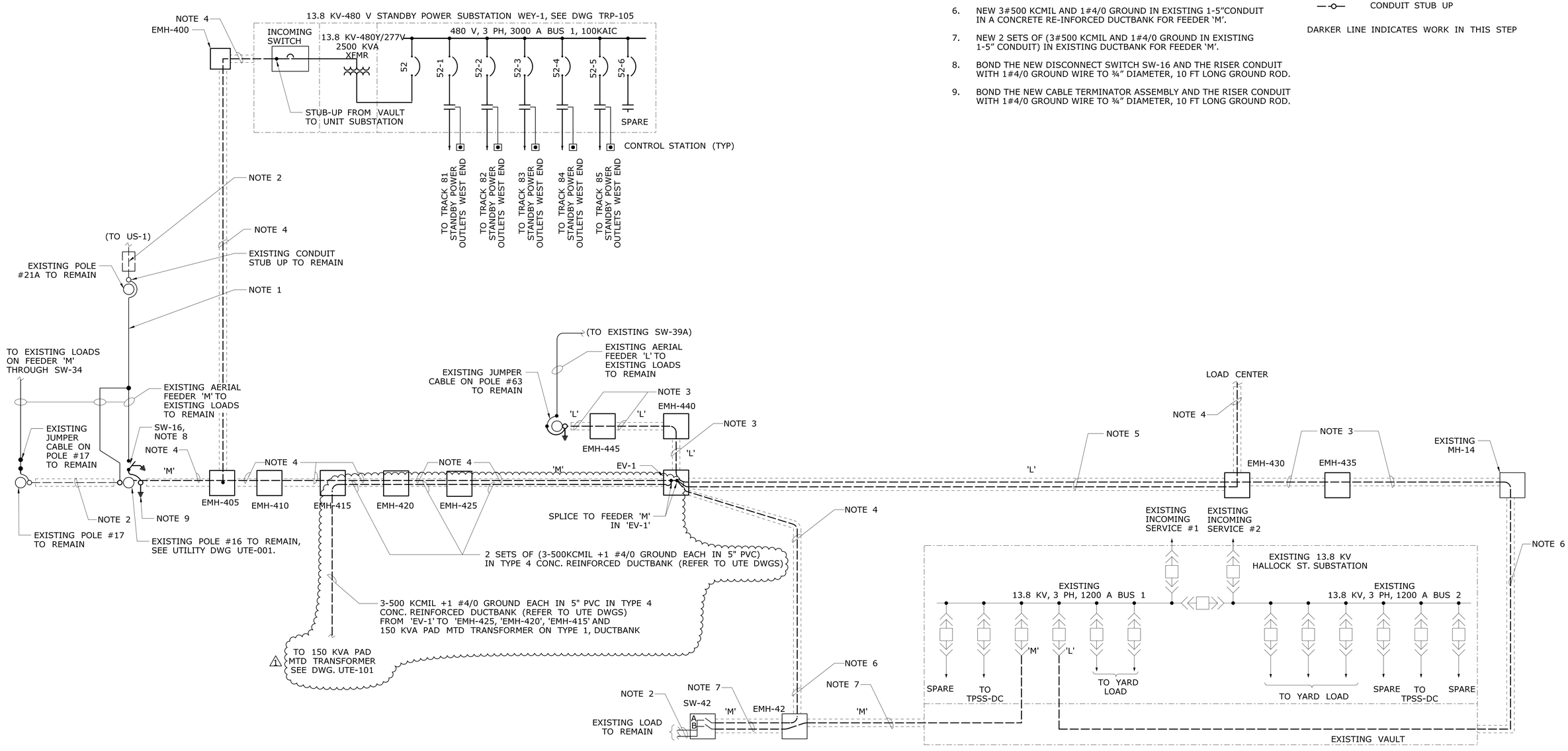

REPLACEMENT OF FEEDERS 'L' AND 'M'

STV Incorporated
185 Plains Road
Suite 208E
Milford, CT 06461

Jim Sherwonit
2019.03.28
13:12:48-04'00'

ADDENDUM NO. 3

REV.	DATE	REVISION DESCRIPTION	SHEET NO.
1	03/27/2019	REVISE DIAGRAM, ADD CALLOUTS	15.022.A3

THE INFORMATION, INCLUDING ESTIMATED QUANTITIES OF WORK, SHOWN ON THESE SHEETS IS BASED ON LIMITED INVESTIGATIONS BY THE STATE AND IS IN NO WAY WARRANTED TO INDICATE THE CONDITIONS OF ACTUAL QUANTITIES OF WORK WHICH WILL BE REQUIRED.

Plotted Date: 3/27/2019

DESIGNER/DRAFTER: AA
CHECKED BY: EF
NOT TO SCALE

STATE OF CONNECTICUT
DEPARTMENT OF TRANSPORTATION

Filename: ...\TRP-114_CNS_SHEET_0300-0138.dgn

SIGNATURE/BLOCK:
STV Incorporated
185 Plains Road
Suite 208E
Milford, CT 06461

PROJECT TITLE:
NEW HAVEN RAIL YARD FACILITIES IMPROVEMENTS WEST END YARD

TOWN: NEW HAVEN

DRAWING TITLE:
REPLACEMENT OF FEEDERS L & M FINAL - SINGLE LINE DIAGRAM

PROJECT NO. 300-0138
DRAWING NO. TRP-114
SHEET NO. 15.022.A3

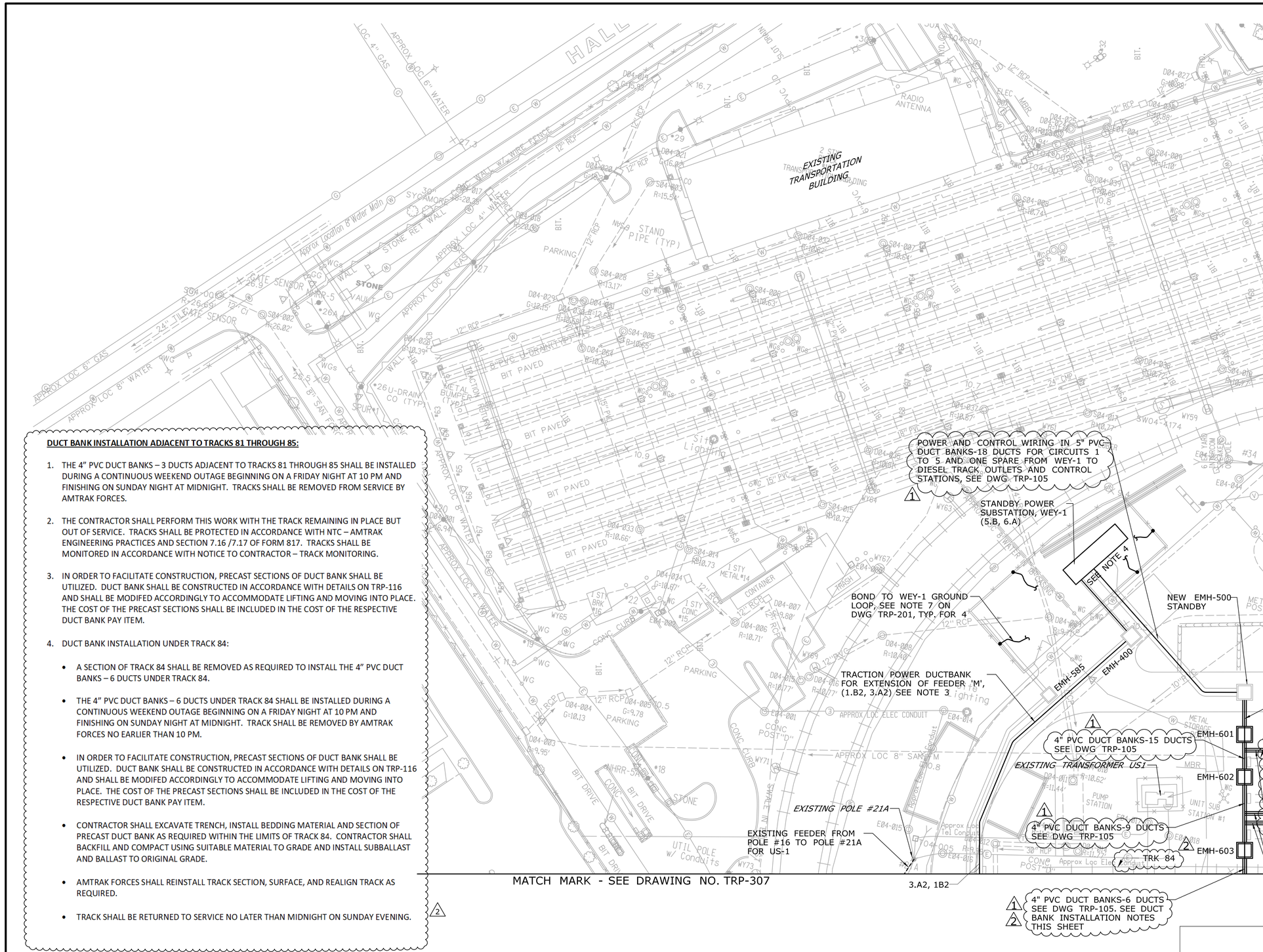

DUCT BANK INSTALLATION ADJACENT TO TRACKS 81 THROUGH 85:

1. THE 4" PVC DUCT BANKS – 3 DUCTS ADJACENT TO TRACKS 81 THROUGH 85 SHALL BE INSTALLED DURING A CONTINUOUS WEEKEND OUTAGE BEGINNING ON A FRIDAY NIGHT AT 10 PM AND FINISHING ON SUNDAY NIGHT AT MIDNIGHT. TRACKS SHALL BE REMOVED FROM SERVICE BY AMTRAK FORCES.

2. THE CONTRACTOR SHALL PERFORM THIS WORK WITH THE TRACK REMAINING IN PLACE BUT OUT OF SERVICE. TRACKS SHALL BE PROTECTED IN ACCORDANCE WITH NTC – AMTRAK ENGINEERING PRACTICES AND SECTION 7.16 /7.17 OF FORM 817. TRACKS SHALL BE MONITORED IN ACCORDANCE WITH NOTICE TO CONTRACTOR – TRACK MONITORING.

3. IN ORDER TO FACILITATE CONSTRUCTION, PRECAST SECTIONS OF DUCT BANK SHALL BE UTILIZED. DUCT BANK SHALL BE CONSTRUCTED IN ACCORDANCE WITH DETAILS ON TRP-116 AND SHALL BE MODIFED ACCORDINGLY TO ACCOMMODATE LIFTING AND MOVING INTO PLACE. THE COST OF THE PRECAST SECTIONS SHALL BE INCLUDED IN THE COST OF THE RESPECTIVE DUCT BANK PAY ITEM.

4. DUCT BANK INSTALLATION UNDER TRACK 84:

   - A SECTION OF TRACK 84 SHALL BE REMOVED AS REQUIRED TO INSTALL THE 4" PVC DUCT BANKS – 6 DUCTS UNDER TRACK 84.
   - THE 4" PVC DUCT BANKS – 6 DUCTS UNDER TRACK 84 SHALL BE INSTALLED DURING A CONTINUOUS WEEKEND OUTAGE BEGINNING ON A FRIDAY NIGHT AT 10 PM AND FINISHING ON SUNDAY NIGHT AT MIDNIGHT. TRACK SHALL BE REMOVED BY AMTRAK FORCES NO EARLIER THAN 10 PM.
   - IN ORDER TO FACILITATE CONSTRUCTION, PRECAST SECTIONS OF DUCT BANK SHALL BE UTILIZED. DUCT BANK SHALL BE CONSTRUCTED IN ACCORDANCE WITH DETAILS ON TRP-116 AND SHALL BE MODIFED ACCORDINGLY TO ACCOMMODATE LIFTING AND MOVING INTO PLACE. THE COST OF THE PRECAST SECTIONS SHALL BE INCLUDED IN THE COST OF THE RESPECTIVE DUCT BANK PAY ITEM.
   - CONTRACTOR SHALL EXCAVATE TRENCH, INSTALL BEDDING MATERIAL AND SECTION OF PRECAST DUCT BANK AS REQUIRED WITHIN THE LIMITS OF TRACK 84. CONTRACTOR SHALL BACKFILL AND COMPACT USING SUITABLE MATERIAL TO GRADE AND INSTALL SUBBALLAST AND BALLAST TO ORIGINAL GRADE.
   - AMTRAK FORCES SHALL REINSTALL TRACK SECTION, SURFACE, AND REALIGN TRACK AS REQUIRED.
   - TRACK SHALL BE RETURNED TO SERVICE NO LATER THAN MIDNIGHT ON SUNDAY EVENING.

CONNECTICUT COORDINATE GRID

LEGEND:

- ELECTRIC DUCT BANK
- ELECTRIC MANHOLE
- TRACTION POWER CABLE
- (3.A2) INDICATES THE STEPS OF REPLACEMENT OF FEEDERS 'L' AND 'M', SEE DWG TRP-107 TO TRP-114

NOTES:

1. REFER TO COMM AND UTILTIES DRAWINGS FOR ADDITIONAL INFORMATION.
2. ALL MANHOLES AND DUCTBANKS ARE NEW UNLESS OTHERWISE NOTED.
3. FOR REPLACEMENT OF FEEDER 'M' AND 'L' NOTES SEE DWGS TRP-107 TO TRP-114.
4. 6x(3-5" CONDUITS) SHALL ENTER THE VAULT AT 6" ABOVE THE BOTTOM OF INSIDE THE VAULT.

ADDENDUM NO. 3

REV.	DATE	REVISION DESCRIPTION	SHEET NO.
2	03/27/2019	REVISED CALLOUTS, ADD INSTALLATION NOTES, TRACK NUMBERS	15.037.A3
1	03/08/2019	REVISED DUCT BANK CALLOUTS	15.037.A2

THE INFORMATION, INCLUDING ESTIMATED QUANTITIES OF WORK, SHOWN ON THESE SHEETS IS BASED ON LIMITED INVESTIGATIONS BY THE STATE AND IS IN NO WAY WARRANTED TO INDICATE THE CONDITIONS OF ACTUAL QUANTITIES OF WORK WHICH WILL BE REQUIRED.

Plotted Date: 3/22/2019

DESIGNER/DRAFTER: AA
CHECKED BY: EF
SCALE IN FEET 0 30 60
SCALE 1"=30'

STATE OF CONNECTICUT
DEPARTMENT OF TRANSPORTATION

SIGNATURE/BLOCK:
STV Incorporated
185 Plains Road
Suite 208E
Milford, CT 06461

Filename: ...\TRP-303_A3_CNS_SHEET_0300-0138.dgn

PROJECT TITLE:
NEW HAVEN RAIL YARD FACILITIES IMPROVEMENTS WEST END YARD

TOWN: **NEW HAVEN**

DRAWING TITLE:
TRACTION POWER LAYOUT PLAN 3

PROJECT NO. 0300-0138
DRAWING NO. **TRP-303**
SHEET NO. 15.037.A3

MATCH MARK - SEE DRAWING NO. TRP-301

MATCH MARK - SEE DRAWING NO. TRP-303

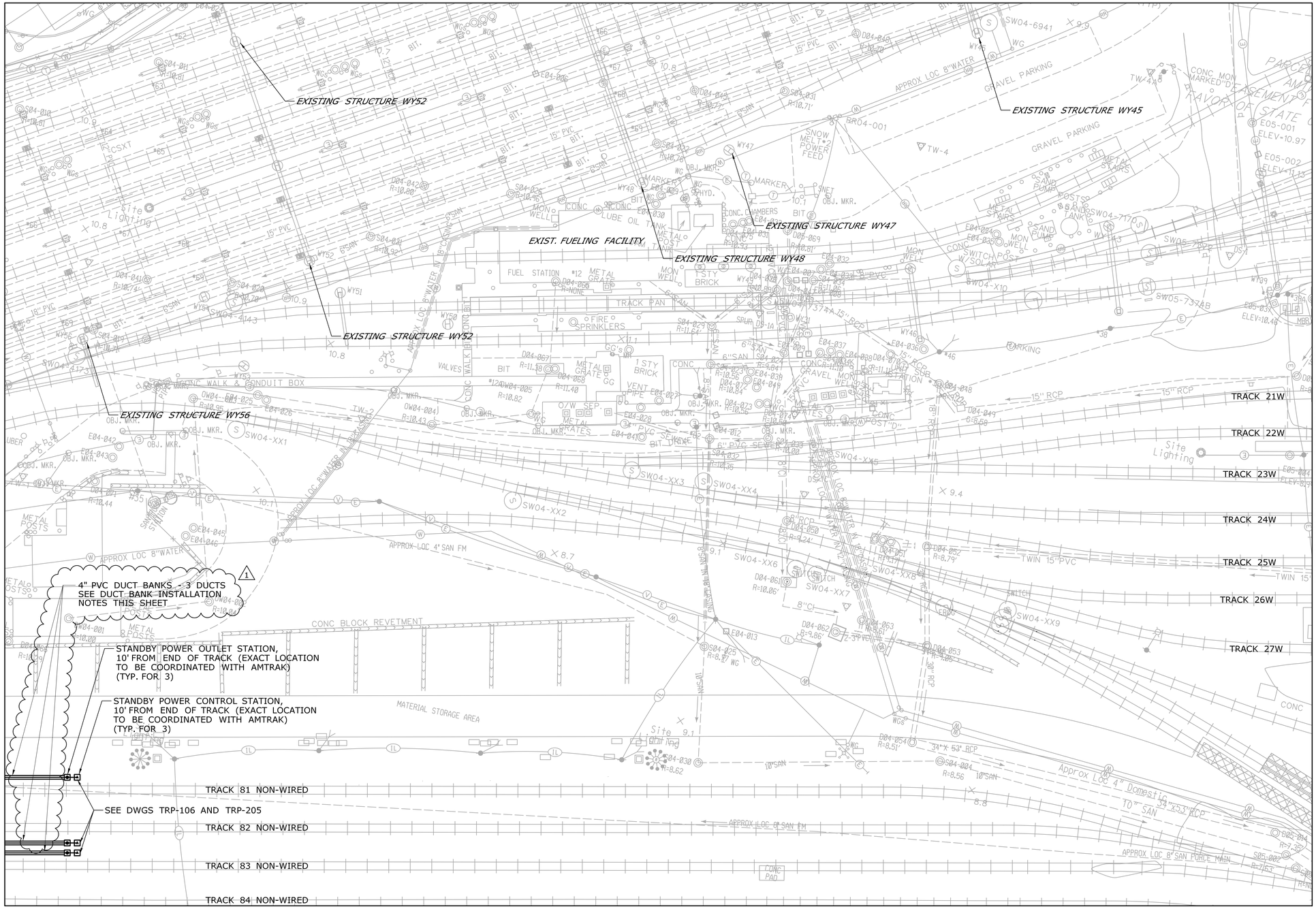

MATCH MARK - SEE DRAWING NO. TRP-305

MATCH MARK - SEE DRAWING NO. TRP-308

LEGEND:

- ELECTRIC DUCT BANK
- ELECTRIC MANHOLE
- TRACTION POWER CABLE

1

NOTES:

1. REFER TO COMM AND UTILTIES DRAWINGS FOR ADDITIONAL INFORMATION.

DUCT BANK INSTALLATION ADJACENT TO TRACKS 81 THROUGH 85:

1. THE 4" PVC DUCT BANKS - 3 DUCTS ADJACENT TO TRACKS 81 THROUGH 85 SHALL BE INSTALLED DURING A CONTINUOUS WEEKEND OUTAGE BEGINNING ON A FRIDAY NIGHT AT 10 PM AND FINISHING ON SUNDAY NIGHT AT MIDNIGHT. TRACKS SHALL BE REMOVED FROM SERVICE BY AMTRAK FORCES.
2. THE CONTRACTOR SHALL PERFORM THIS WORK WITH THE TRACK REMAINING IN PLACE BUT OUT OF SERVICE. TRACKS SHALL BE PROTECTED IN ACCORDANCE WITH NTC - AMTRAK ENGINEERING PRACTICES AND SECTION 7.16 /7.17 OF FORM 817. TRACKS SHALL BE MONITORED IN ACCORDANCE WITH NOTICE TO CONTRACTOR - TRACK MONITORING.
3. IN ORDER TO FACILITATE CONSTRUCTION, PRECAST SECTIONS OF DUCT BANK SHALL BE UTILIZED. DUCT BANK SHALL BE CONSTRUCTED IN ACCORDANCE WITH DETAILS ON TRP-116 AND SHALL BE MODIFED ACCORDINGLY TO ACCOMMODATE LIFTING AND MOVING INTO PLACE. THE COST OF THE PRECAST SECTIONS SHALL BE INCLUDED IN THE COST OF THE RESPECTIVE DUCT BANK PAY ITEM.

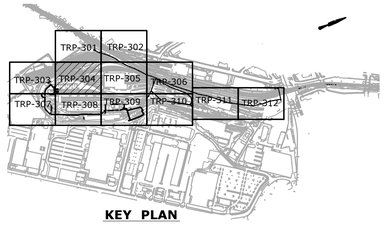

KEY PLAN

ADDENDUM NO. 3

REV.	DATE	REVISION DESCRIPTION	SHEET NO.
1	03/27/2019	ADD CALLOUTS AND NOTES	15.038.A3

THE INFORMATION, INCLUDING ESTIMATED QUANTITIES OF WORK, SHOWN ON THESE SHEETS IS BASED ON LIMITED INVESTIGATIONS BY THE STATE AND IS IN NO WAY WARRANTED TO INDICATE THE CONDITIONS OF ACTUAL QUANTITIES OF WORK WHICH WILL BE REQUIRED.

Plotted Date: 3/22/2019

DESIGNER/DRAFTER: AA

CHECKED BY: EF

SCALE IN FEET 0 30 60

SCALE 1"=30'

STATE OF CONNECTICUT
DEPARTMENT OF TRANSPORTATION

Filename: ...\TRP-304_A3_CNS_SHEET_0300-0138.dgn

SIGNATURE/BLOCK:

STV Incorporated
185 Plains Road
Suite 208E
Milford, CT 06461

PROJECT TITLE:

NEW HAVEN RAIL YARD FACILITIES IMPROVEMENTS WEST END YARD

TOWN: **NEW HAVEN**

DRAWING TITLE: **TRACTION POWER LAYOUT PLAN 4**

PROJECT NO. 0300-0138

DRAWING NO. **TRP-304**

SHEET NO. 15.038.A3

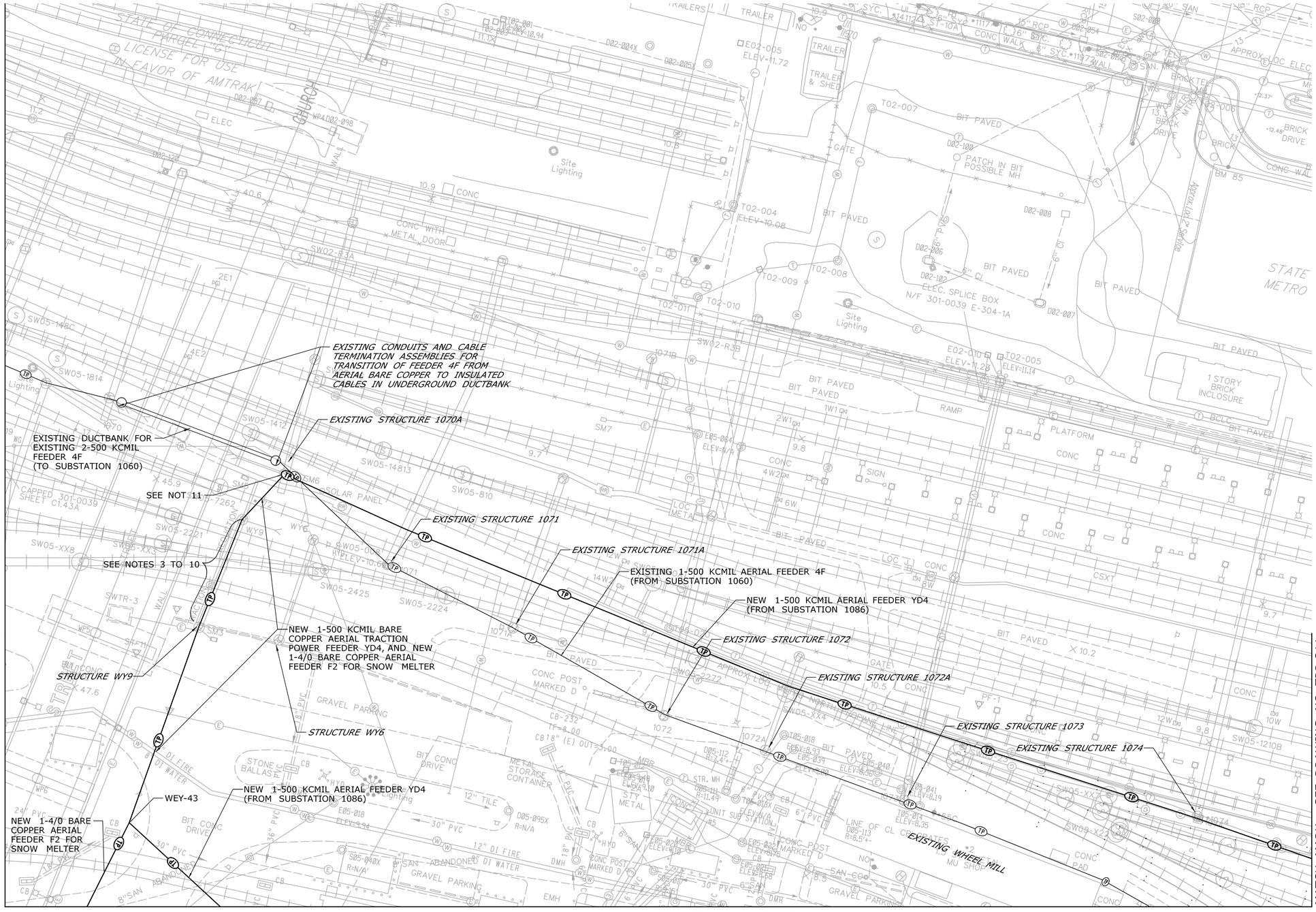

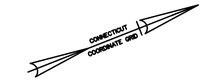

LEGEND:

- ELECTRIC DUCT BANK
- ELECTRIC MANHOLE
- TRACTION POWER CABLE

NOTES:

1. REFER TO COMM AND UTILTIES DRAWINGS FOR ADDITIONAL INFORMATION.
2. ALL MANHOLES AND DUCTBANKS ARE NEW UNLESS OTHERWISE NOTED.
3. NEW 6" ALUMINUM CONDUIT FROM WEST OF STRUCTURE WY9 TO THE EAST OF STRUCTURE WY9 FOR FEEDER YD4 FOR TRACK 38.
4. ON WEST OF STRUCTURE WY9, THE 1-500KCMIL, AERIAL BARE COPPER CABLE WILL TRANSITION TO 2-750KCMIL, 35 KV INSULATED CABLES, THROUGH A CABLE TERMINATOR ASSEMBLY. FOR CABLE TERMINATOR ASSEMBLY DETAIL SEE DWG ~~TRP-401. SEE FEEDER YD4 ON TRP-352~~ TRP-326 AND TRP-327. 1
5. RUN THE 2-750KCMIL, RATED 35 KV, INSULATED CABLES, IN 1 - 6" ALUMINUM CONDUIT FROM WEST OF STRUCTURE WY9 TO THE EAST OF STRUCTURE WY9.
6. ON EAST OF STRUCTURE WY9, THE 2-750KCMIL, 35 KV INSULATED CABLES WILL TRANSITION TO 1-500KCMIL, AERIAL BARE COPPER CABLE, THROUGH A CABLE TERMINATOR ASSEMBLY.
7. NEW 6" ALUMINUM CONDUIT FROM WEST OF STRUCTURE WY9 TO THE EAST OF STRUCTURE WY9 FOR FEEDER F2 FOR SNOW MELTER.
8. ON WEST OF STRUCTURE WY9, THE 1#4/0 CABLE, AERIAL BARE COPPER CABLE WILL TRANSITION TO 2#4/0, 35 KV INSULATED CABLES, THROUGH A CABLE TERMINATOR ASSEMBLY. FOR CABLE TERMINATOR ASSEMBLY DETAIL SEE DWG ~~TRP-401. SEE FEEDER F2 ON TRP-352~~ TRP-326 AND TRP-327. 1
9. RUN THE 2#4/0, RATED 35 KV, INSULATED CABLES, IN 1 - 6" ALUMINUM CONDUIT FROM WEST OF STRUCTURE WY9 TO THE EAST OF STRUCTURE WY9.
10. ON EAST OF STRUCTURE WY9, THE 2#4/0, 35 KV INSULATED CABLES WILL TRANSITION TO 1#4/0, AERIAL BARE COPPER CABLE, THROUGH A CABLE TERMINATOR ASSEMBLY.
11. FOR TRANSITION OF FEEDER YD4 AND SNOW MELTER FEEDER ON STRUCTURE 1070A, REFER TO DWG ~~TRP-352~~ TRP-326 AND TRP-327. 1

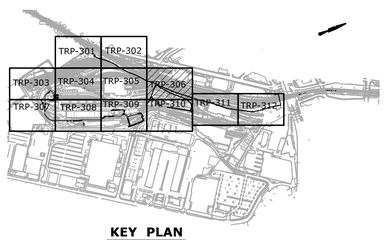

KEY PLAN

ADDENDUM NO. 3

REV.	DATE	REVISION DESCRIPTION	SHEET NO.
1	03/27/2019	EDIT NOTES 4, 8, 11	15.040.A3

THE INFORMATION, INCLUDING ESTIMATED QUANTITIES OF WORK, SHOWN ON THESE SHEETS IS BASED ON LIMITED INVESTIGATIONS BY THE STATE AND IS IN NO WAY WARRANTED TO INDICATE THE CONDITIONS OF ACTUAL QUANTITIES OF WORK WHICH WILL BE REQUIRED.

Plotted Date: 3/22/2019

DESIGNER/DRAFTER: AA
CHECKED BY: EF
SCALE IN FEET 0 30 60
SCALE 1"=30'

STATE OF CONNECTICUT
DEPARTMENT OF TRANSPORTATION

Filename: ...\TRP-306_A3_CNS_SHEET_0300-0138.dgn

SIGNATURE/BLOCK:
STV Incorporated
185 Plains Road
Suite 208E
Milford, CT 06461

PROJECT TITLE:
NEW HAVEN RAIL YARD FACILITIES IMPROVEMENTS WEST END YARD

TOWN: **NEW HAVEN**

DRAWING TITLE: **TRACTION POWER LAYOUT PLAN 6**

PROJECT NO. 0300-0138
DRAWING NO. TRP-306
SHEET NO. 15.040.A3

MATCH MARK - SEE DRAWING NO. TRP-303

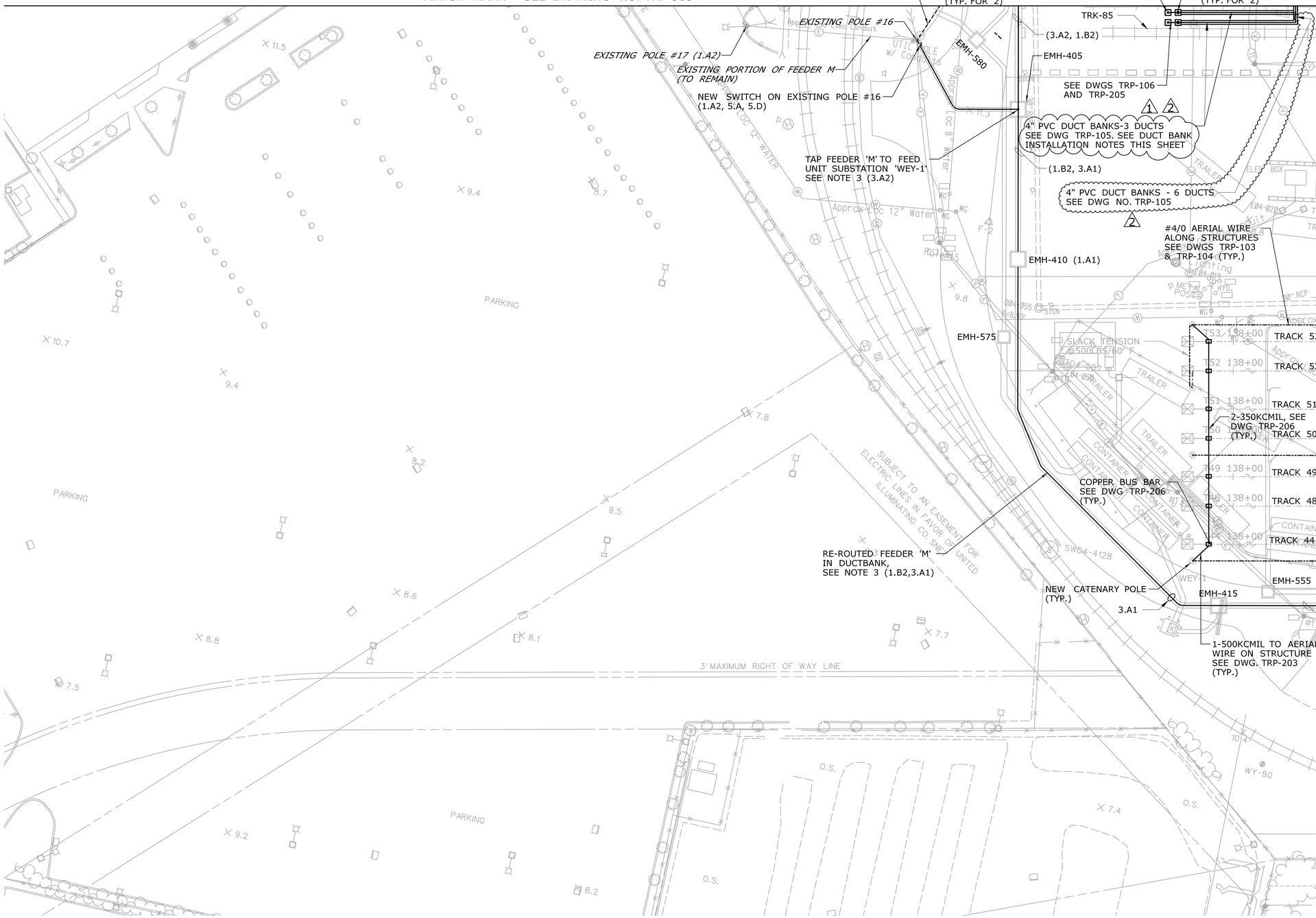

LEGEND:

	ELECTRIC DUCT BANK
	ELECTRIC MANHOLE
TP	TRACTION POWER CABLE
(3.A2)	INDICATES THE STEPS OF REPLACEMENT OF FEEDERS 'L' AND 'M', SEE DWG TRP-107 TO TRP-114
	AERIAL WIRE

NOTES:

1. REFER TO COMM AND UTILTIES DRAWINGS FOR ADDITIONAL INFORMATION.
2. ALL MANHOLES AND DUCTBANKS ARE NEW UNLESS OTHERWISE NOTED.
3. FOR REPLACEMENT OF FEEDERS 'M' AND 'L' NOTES, REFER TO DWGS. TRP-107 TO TRP-114.

MATCH MARK - SEE DRAWING NO. TRP-308

DUCT BANK INSTALLATION ADJACENT TO TRACKS 81 THROUGH 85:

1. THE 4" PVC DUCT BANKS - 3 DUCTS ADJACENT TO TRACKS 81 THROUGH 85 SHALL BE INSTALLED DURING A CONTINUOUS WEEKEND OUTAGE BEGINNING ON A FRIDAY NIGHT AT 10 PM AND FINISHING ON SUNDAY NIGHT AT MIDNIGHT. TRACKS SHALL BE REMOVED FROM SERVICE BY AMTRAK FORCES.
2. THE CONTRACTOR SHALL PERFORM THIS WORK WITH THE TRACK REMAINING IN PLACE BUT OUT OF SERVICE. TRACKS SHALL BE PROTECTED IN ACCORDANCE WITH NTC - AMTRAK ENGINEERING PRACTICES AND SECTION 7.16 /7.17 OF FORM 817. TRACKS SHALL BE MONITORED IN ACCORDANCE WITH NOTICE TO CONTRACTOR - TRACK MONITORING.
3. IN ORDER TO FACILITATE CONSTRUCTION, PRECAST SECTIONS OF DUCT BANK SHALL BE UTILIZED. DUCT BANK SHALL BE CONSTRUCTED IN ACCORDANCE WITH DETAILS ON TRP-116 AND SHALL BE MODIFED ACCORDINGLY TO ACCOMMODATE LIFTING AND MOVING INTO PLACE. THE COST OF THE PRECAST SECTIONS SHALL BE INCLUDED IN THE COST OF THE RESPECTIVE DUCT BANK PAY ITEM.

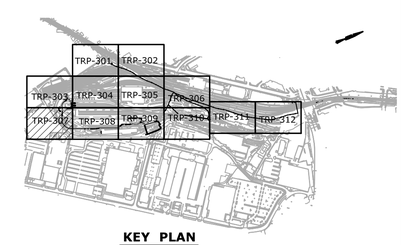

KEY PLAN

ADDENDUM NO. 3

REV.	DATE	REVISION DESCRIPTION	SHEET NO.
2	03/27/2019	REVISED CALLOUT, ADD CALLOUT AND NOTES	15.041.A3
1	03/08/2019	REVISED CALLOUT	15.041.A2

THE INFORMATION, INCLUDING ESTIMATED QUANTITIES OF WORK, SHOWN ON THESE SHEETS IS BASED ON LIMITED INVESTIGATIONS BY THE STATE AND IS IN NO WAY WARRANTED TO INDICATE THE CONDITIONS OF ACTUAL QUANTITIES OF WORK WHICH WILL BE REQUIRED.

Plotted Date: 3/22/2019

DESIGNER/DRAFTER: AA
CHECKED BY: EF
SCALE IN FEET 0 30 60
SCALE 1"=30'

STATE OF CONNECTICUT
DEPARTMENT OF TRANSPORTATION

Filename: ..\TRP-307_A3_CNS_SHEET_0300-0138.dgn

SIGNATURE/BLOCK:

STV Incorporated
185 Plains Road
Suite 208E
Milford, CT 06461

PROJECT TITLE:

NEW HAVEN RAIL YARD FACILITIES IMPROVEMENTS WEST END YARD

TOWN: **NEW HAVEN**

DRAWING TITLE: **TRACTION POWER LAYOUT PLAN 7**

PROJECT NO. **0300-0138**

DRAWING NO. **TRP-307**

SHEET NO. **15.041.A3**