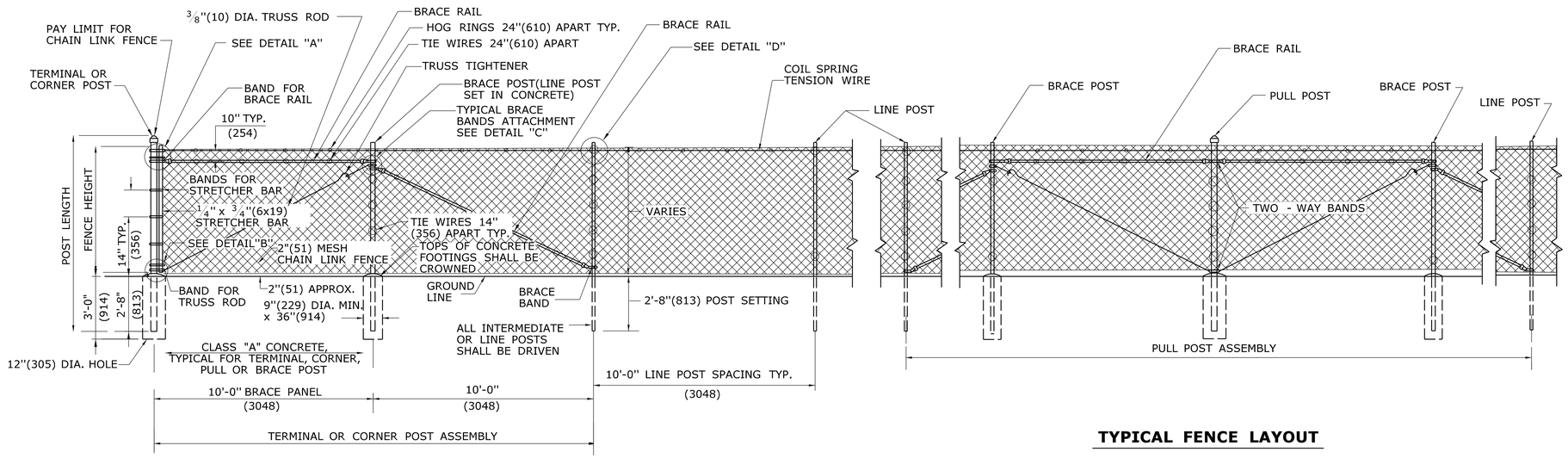


**ROUND PIPE TERMINAL CORNER OR PULL POST**

**TYPICAL FENCE LAYOUT**

## GENERAL NOTES:

1. REFER TO SPECIFICATIONS FOR LOCATION OF PULL POST ASSEMBLIES.
2. ALL SQUARE AND ROUND POSTS WILL BE CAPPED TO PREVENT WATER FROM ENTERING.
3. WHERE ROCK IS ENCOUNTERED, IT SHALL BE DRILLED AND THE POSTS SET IN CONCRETE OR MORTAR.
4. FENCE SHALL BE PLACED WITH FABRIC FACING OUTSIDE HIGHWAY RIGHT OF WAY OR AS DIRECTED BY THE ENGINEER.

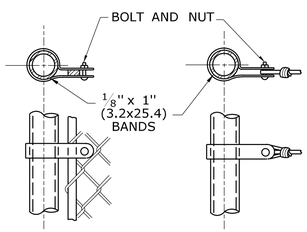


**DETAIL "A"**
**STRETCHER BAR AND TENSION WIRE ATTACHMENTS**

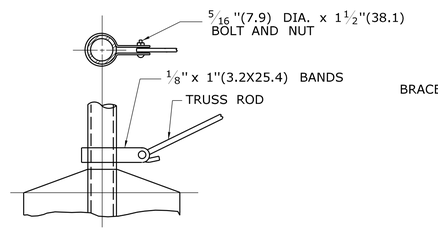


**DETAIL "B"**
**TRUSS ROD ATTACHMENT**

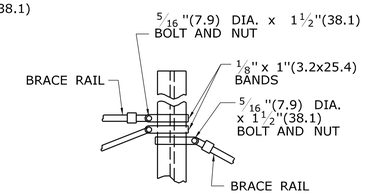


**DETAIL "C"**
**ATTACHMENT OF BRACE RAILS TO LINE POSTS (TYPICAL)**

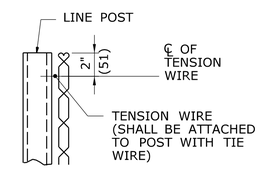


**DETAIL "D"**
**LOCATION OF TENSION WIRE**

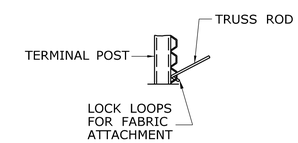


**DETAIL "E"**
**TRUSS ROD ATTACHMENT**

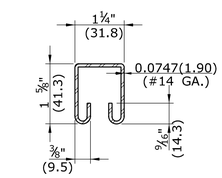


**DETAIL "F"**
**BRACE RAIL**

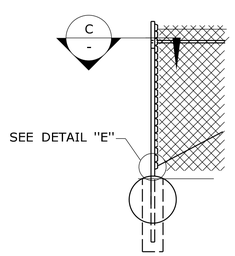


**TERMINAL, CORNER OR PULL POST**

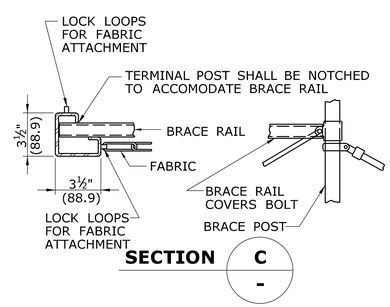


**FABRIC AND BRACE RAIL ATTACHMENT**

| | | | FENCE HEIGHT | | | |
|---|---|---|---|---|---|---|
| | | | 6'(1.8m) OR LESS | | GREATER THAN 6'(1.8m) | |
| | TYPE | MATERIAL | DIMENSIONS INCHES(mm) | WEIGHT LBS/FT(kg/m) | DIMENSIONS INCHES(mm) | WEIGHT LBS/FT(kg/m) |
| LINE BRACE OR INTERMEDIATE POST | "C" | STEEL | 1.87 X 1.62 (47.5x41.1) | 2.40(3.57) | 2.25 x 1.70(57.2x43.2) | 2.78(4.14) |
| | PIPE | STEEL CLASS 1 | 1.90(48.3) O.D. | 2.72(4.05) | 2.37(60.2) O.D. | 3.65(5.43) |
| | | STEEL CLASS 2 | | 2.28(3.39) | | 3.12(4.64) |
| | | ALUM. ALLOY | | 0.94(1.40) | | 1.25(1.86) |
| BRACE RAIL (OR TOP RAIL WHEN SPECIFIED) | ROLL- FORMED* | STEEL | 1.62 X 1.25 (41.1x31.75) | 1.35(2.01) | —— | —— |
| | PIPE | STEEL CLASS 1 | 1.31(33.3) O.D. | 1.68(2.50) | 1.66(42.2) O.D. | 2.27(3.38) |
| | | STEEL CLASS 2 | | 1.34(1.99) | | 1.84(2.74) |
| | | ALUM. ALLOY | 1.62(41.1) O.D. | 0.78(1.16) | 1.62(41.1) O.D. | 0.78(1.16) |
| TERMINAL CORNER OR PULL POST | PIPE | STEEL CLASS 1<br>STEEL CLASS 2<br>ALUM. ALLOY | 2.37(60.2) O.D. | 3.65(5.43)<br>3.12(4.64)<br>1.25(1.86) | 2.87(72.9) O.D. | 5.79(8.62)<br>4.64(6.91)<br>2.00(2.98) |

NOTE: A MINUS TOLERANCE OF 5% IN SIZE AND WEIGHT SHALL BE ALLOWED FOR THESE MEMBERS, BUT WILL NOT APPLY TO THE ZINC OR POLYVINYL CHLORINE COATING. * DIMENSIONS AND WEIGHT ARE FOR A FENCE HEIGHT OF 9'(2.7m) OR LESS.

**MINIMUM DIMENSIONS AND WEIGHTS FOR POSTS AND RAILS**

| REV. | DATE | REVISION DESCRIPTION |
|---|---|---|
| 1 | 6/01/10 | REMOVE "H" POST & SQUARE TUBULAR POST DETAILS AND NOTES |
| - | - | - |
| - | - | - |
| - | - | - |
| - | - | - |
| - | - | - |

THE INFORMATION, INCLUDING ESTIMATED QUANTITIES OF WORK, SHOWN ON THESE SHEETS IS BASED ON LIMITED INVESTIGATIONS BY THE STATE AND IS IN NO WAY WARRANTED TO INDICATE THE CONDITIONS OF ACTUAL QUANTITIES OF WORK WHICH WILL BE REQUIRED.

Plotted Date: 6/23/2011

NOT TO SCALE

STATE OF CONNECTICUT
DEPARTMENT OF TRANSPORTATION

Filename: CTDOT_HIGHWAY_STD_JUNE2011.dgn Model: 65 - HW-913_01

SUBMITTED BY: NAME/DATE/TIME:

Digitally signed by Les L. Fontaine
DN: c=US, st=Connecticut, l=Newington, ou=Transportation Principal Engineer, ou=Bureau Of Engineering and Construction, ou=Department of Transportation, email=Les.Fontaine@ct.gov, o=State of Connecticut, cn=Les L. Fontaine
Date: 2012.07.11 10:32:55 -04'00'

APPROVED BY: NAME/DATE/TIME:

James H. Norman
2012.07.12 09:43:42
-04'00'

CTDOT
STANDARD SHEET

OFFICE OF ENGINEERING

STANDARD SHEET TITLE:

**CHAIN LINK FENCE**

STANDARD SHEET NO.:

**HW-913_01**