

ADDENDUM NO.: 2

DATE OF ADDENDUM: December 31, 2014

**MEIGS POINT NATURE CENTER
Hammonasset Beach State Park
Madison, Connecticut
PROJECT: BI-T-601**

Original Bid Due Date / Time:

January 7, 2015

1:00 PM

Previous Addendums: Addendum No. 1

TO: Prospective Bid Proposers:

This Addendum forms part of the "Contract Documents" and modifies or clarifies the original "Contract Documents" for this Project dated July 7, 2014. Prospective Bid Proposers shall acknowledge receipt of the total number the Addenda issued for this Project on the space provided on Section 00 41 00 Bid Proposal Form. Failure to do may subject Bid Proposers to disqualification.

The following clarifications are applicable to drawings and specifications for the project referenced above.

Item 1

RESPONSES TO QUESTIONS AND RFI'S RECEIVED:

1. Question: "Drawing S-1: Are the column footings at C and D / 2.5, F3 footings?" RESPONSE: No. Columns C/2.5 and D/2.5 piers are set on the mat foundation with the outside edge of the mat projecting 7 inches beyond the face of the piers.
2. Question: The F3 footings for B, C, D, E/2 are listed on S-1. On S-2, D and E/2 BFE are listed at a shallower depth. Please clarify." RESPONSE: Follow B.F.E. on Drawing S-1, not S-2.
3. "On Drawing S-4, the framing plan scale 1/8" = 1'-0" appears to be incorrect." RESPONSE: The Grating Level Framing Plan and the High Roof Framing Plan details on Drawing S-4 are both 1/4" = 1'-0".
4. "Would you be able to postpone the bid? Getting subs during the holiday is difficult." RESPONSE: The bid due date WILL NOT be postponed.
5. "Please identify the ceiling types on Drawing A-112." RESPONSE: See A-112, LEGEND, noting all shaded ceiling are gypsum board.
6. "On A-112, the areas that are not shaded, is there no finish ceilings here?" RESPONSE: The non-shaded areas are exposed structure and decking, which shall be finished as noted in Specification Section 099300.
7. "Please provide specs for nailboard insulation." RESPONSE: See Section 061600.
8. "For the sloped roof, is the slope 4:12 typical for all areas except the cupola, which is 12:12?" RESPONSE: See Drawings A-400, A-401 and A-402. Typical main roof areas are 4:12. Detail 4/A-402 shows the cupola roof at 8:12 pitch.
9. "The Bid Proposal Form calls for a supplemental bid to provide labor and materials to complete the work in Section 012313. This Section is not in the spec book." RESPONSE: The correct Section number is 01 23 00 and is within the overall Section 01 20 00 Contract Considerations. It is also noted in the Table of Contents.

Item 2

CLARIFICATIONS

1. As noted on Drawing A-010, all annular spaces in penetrations between the basement and first floor shall be smoketight sealed.
2. All annular spaces in penetrations at slab-on-grade shall be watertight sealed.
3. Use lightweight concrete at first floor slab on grade and raised slab above basement.
4. Stair handrail extensions: At bottom of stairs, handrail shall extend 11 inches with the same slope as the stair before returning to wall or floor or before extending horizontally beyond 11 inches.
5. Accessible lavatories: Refer to Drawing A-001 diagram and provide clearances noted. See also Drawing ADA-17 included in this Addendum.

ADDENDUM NO.: 2

DATE OF ADDENDUM: December 31, 2014

Item 3

SPECIFICATION CLARIFICATIONS:

1. Sections 085200 and 085413, Insulating-Glass Units: At Contractor's option, an acceptable alternative to the specified bronze-tinted, windborne-debris resistant, insulating glass units is:
LoE3-340, spectrally selective glass as manufactured by Cardinal Glass, with an SHGC of 0.18.


Item 4

DRAWINGS:

1. Attached are the following drawings with "clouded" notations, where necessary, based on clarifications necessary for final code compliance:
 1. ADA-15 DRAWING A-500.2 REVISION: Supersedes Drawing ADA-08 issued in Addendum #1
 2. ADA-16 DRAWING A-600 REVISION: Supersedes Drawing ADA-09 issued in Addendum #1
 3. ADA-17 DRAWING A-303 REVISION
 4. ADA-18 NEW SECTION DETAIL

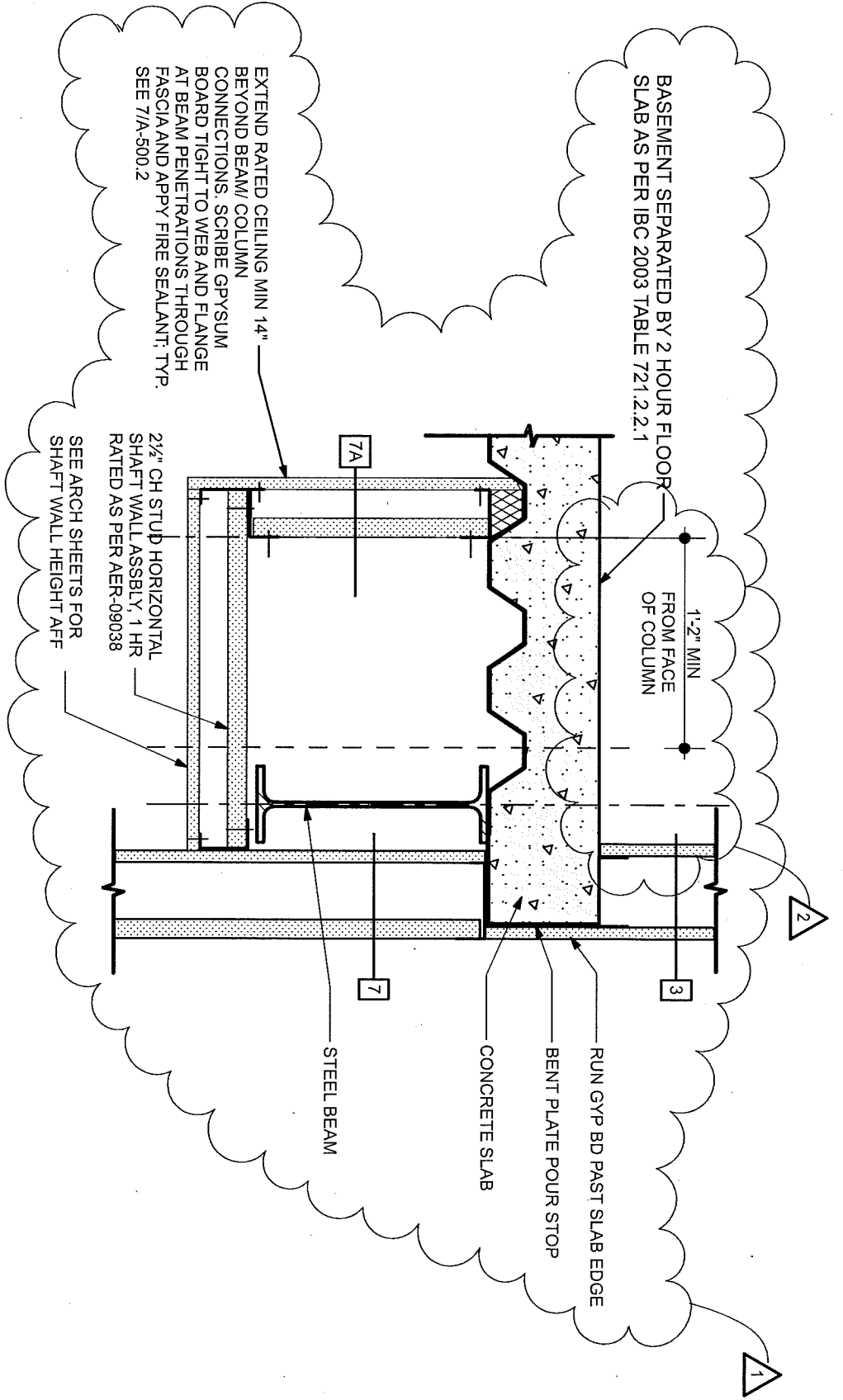
All questions must be in writing (not phone or e-mail) and must be forwarded to the consulting Architect/Engineer (Northeast Collaborative Architects LLC, Fax: 860-347-4075) with copies sent to the CT DCS Project Manager (Lee Rowley, Fax: 860-713-7270).

End of Addendum 2



Philip St. Amand, Purchasing Assistant
Department of Administrative Services
On Behalf of the Division of Construction Services

BASEMENT SEPARATED BY 2 HOUR FLOOR
SLAB AS PER IBC 2003 TABLE 721.2.2.1



EXTEND RATED CEILING MIN 14"
BEYOND BEAM/ COLUMN
CONNECTIONS. SCRIBE GYPSUM
BOARD TIGHT TO WEB AND FLANGE
AT BEAM PENETRATIONS THROUGH
FASCIA AND APPLY FIRE SEALANT; TYP.
SEE 7/A-500.2

2 1/2" CH STUD HORIZONTAL
SHAFT WALL ASSBL, 1 HR
RATED AS PER AER-09038
SEE ARCH SHEETS FOR
SHAFT WALL HEIGHT AFF

SLAB EDGE/ RATED WALL DETAIL REVISION

NOT TO SCALE

NOTE: SEE DRAWING 7/A-500.2

1
ADA-15

prepared by:

NORTHEAST
COLLABORATIVE
ARCHITECTS

500 PLAZA MIDDLESEX
MIDDLETOWN, CT 06457
TEL: 860.344.9332
FAX: 860.347.4075
www.ncaarchitects.com

project:

HAMMONASSET BEACH STATE PARK
MEIGS POINT NATURE CENTER
MADISON, CONNECTICUT
STATE PROJECT NO. BI-T-601

NCA PROJECT NO.

12030

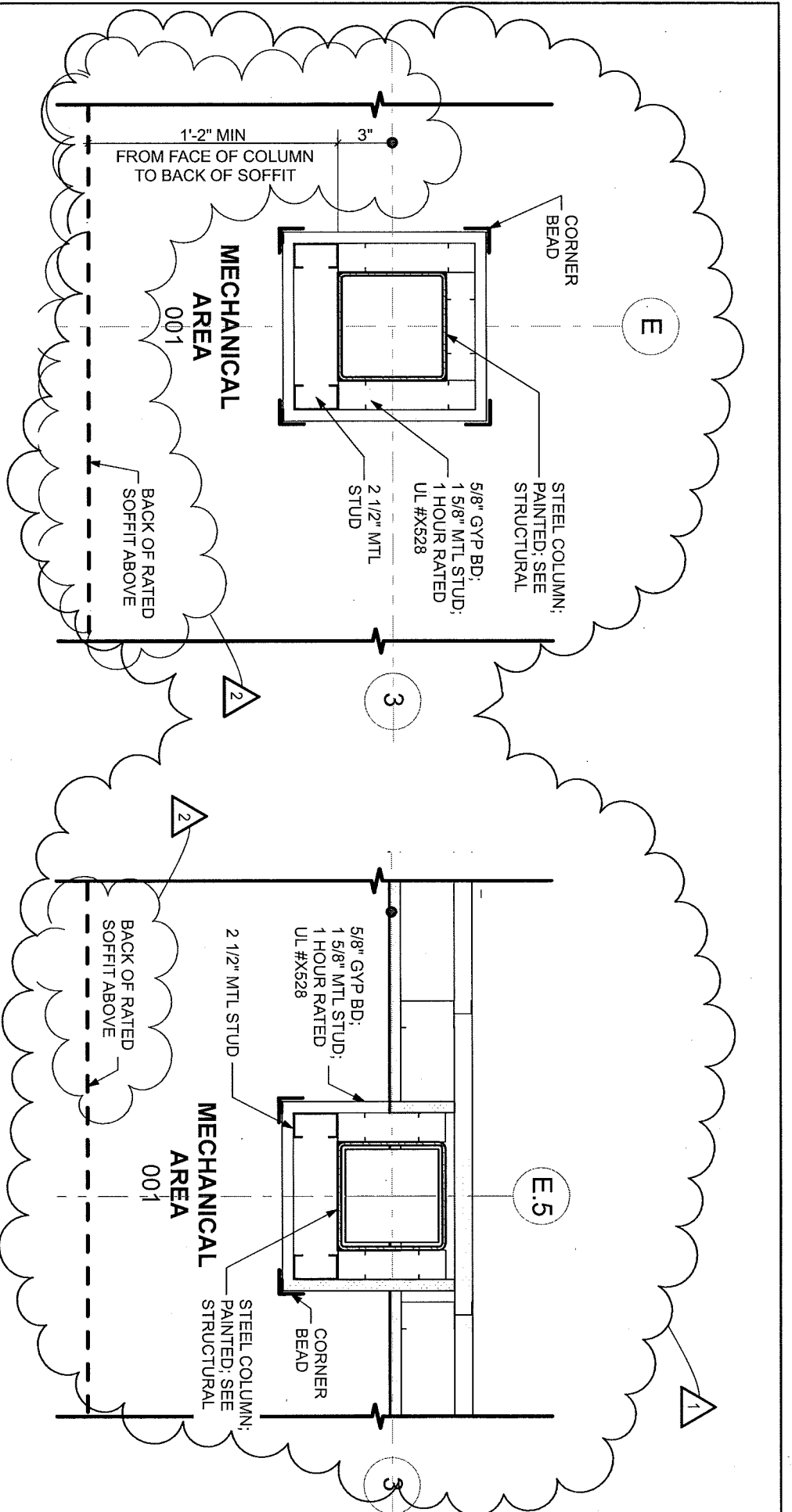
date:

12/31/14

drawing no:

ADA-15





1 PLAN DETAIL REVISION

ADA-16

NOT TO SCALE

NOTE: SEE DRAWING 9/A-600

2 PLAN DETAIL REVISION

ADA-16

NOT TO SCALE

NOTE: SEE DRAWING 10/A-600



prepared by:
 NORTHEAST
 COLLABORATIVE
 ARCHITECTS
 500 PLAZA MIDDLESEX,
 MIDDLETOWN, CT 06457
 TEL: 860.344.9332
 FAX: 860.347.4075
 www.ncaarchitects.com

project:

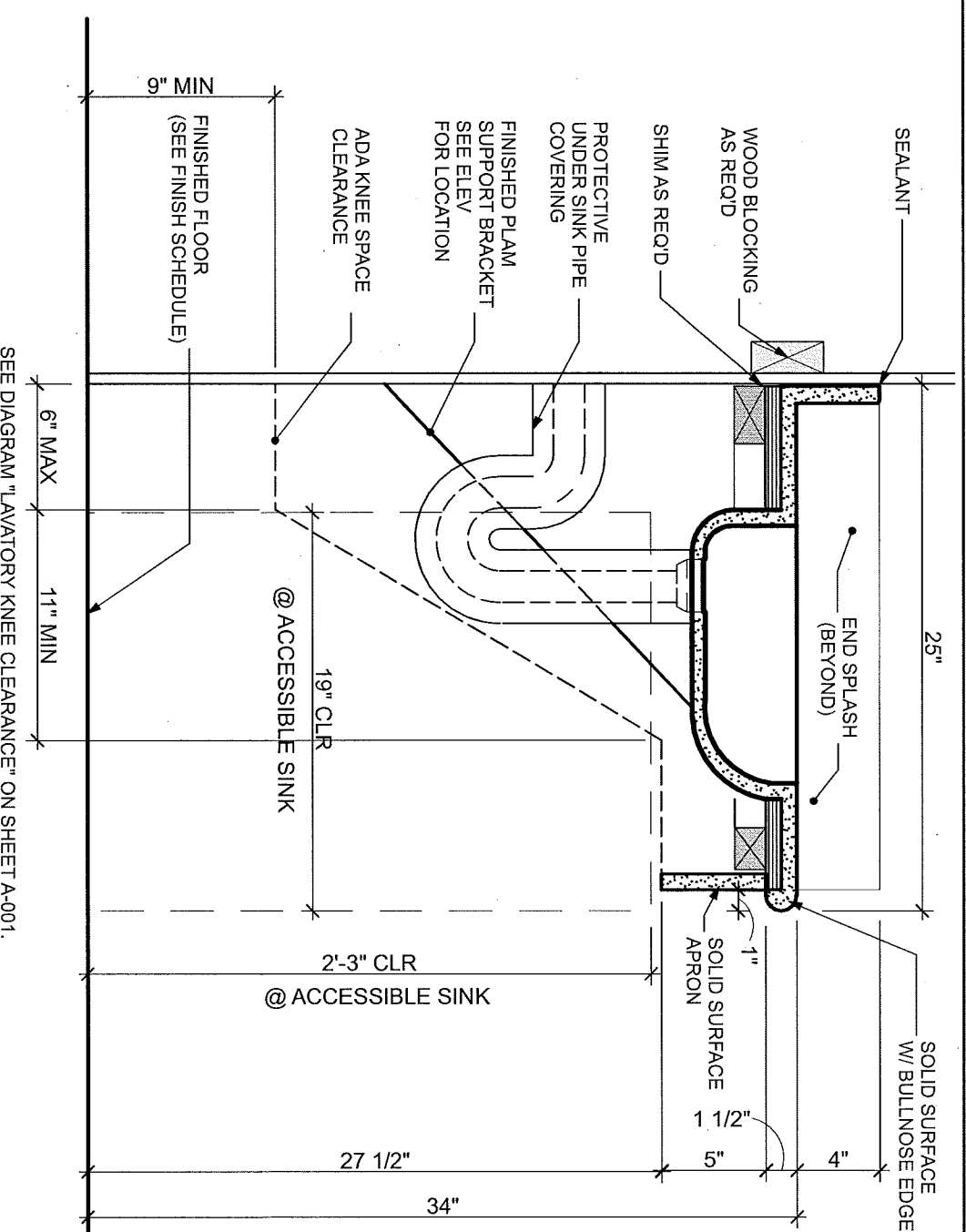
HAMMONASSET BEACH STATE PARK
 MEIGS POINT NATURE CENTER
 MADISON, CONNECTICUT
 STATE PROJECT NO. BI-T-601

NCA PROJECT NO.
 12030

date:
 12/31/14

drawing no:

ADA-16



SEE DIAGRAM "LAVATORY KNEE CLEARANCE" ON SHEET A-001.

1
ADA-17

RESIXED LAVATORY DECK DETAIL

SCALE: 1 1/2" = 1'-0"

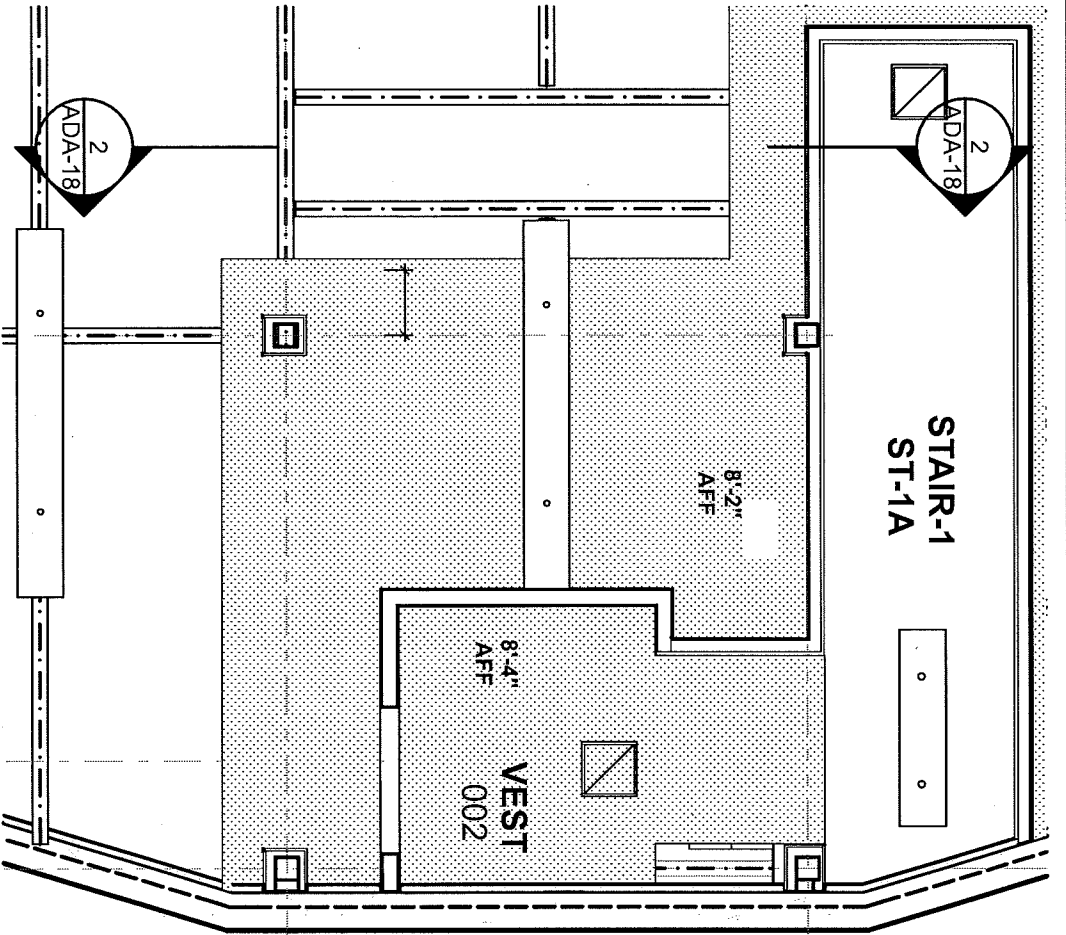
NOTE: SEE DETAIL 8/A-303



prepared by:
 NORTHEAST
 COLLABORATIVE
 ARCHITECTS
 500 PLAZA MIDDLESEX
 MIDDLETOWN, CT 06457
 TEL: 860.344.9332
 FAX: 860.347.4075
 www.ncarchitects.com

project:
 HAMMONASSET BEACH STATE PARK
 MEIGS POINT NATURE CENTER
 MADISON, CONNECTICUT
 STATE PROJECT NO. BI-T-601

NCA PROJECT NO.
 12030
 date:
 12/31/14
 drawing no:
ADA-17



1
ADA-18

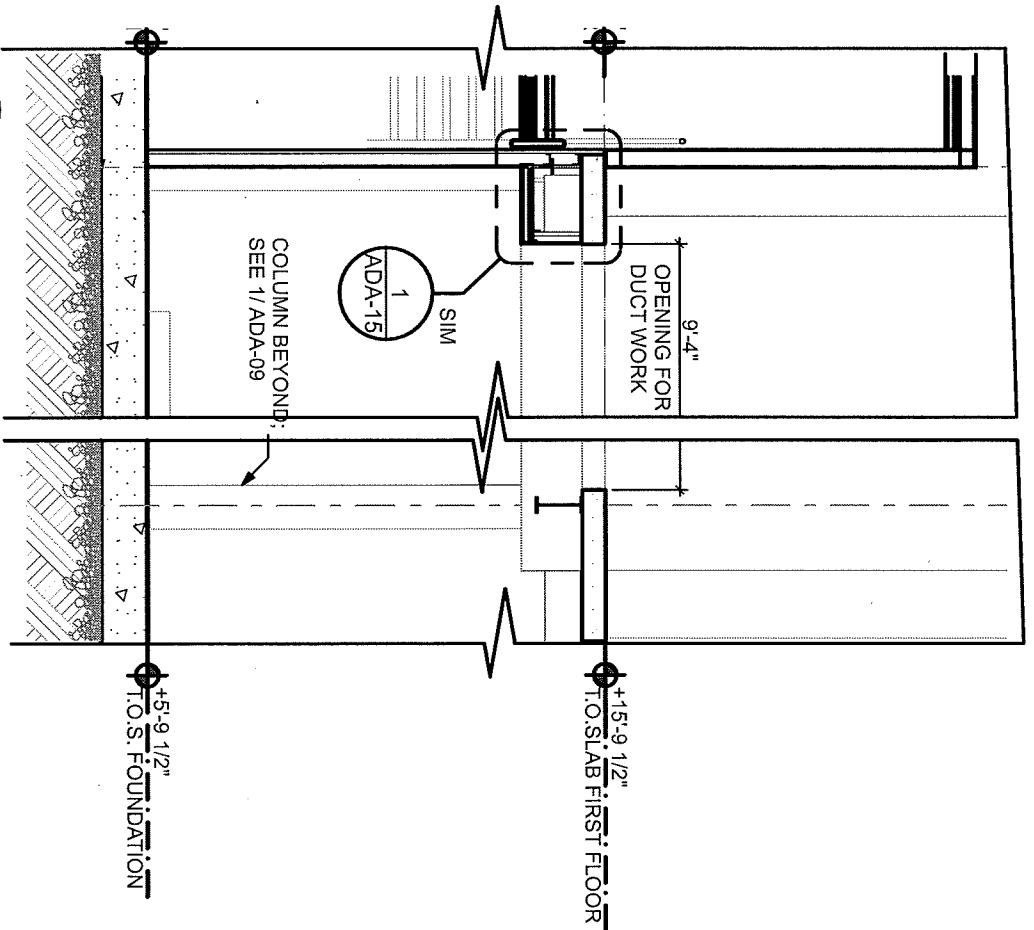
PARTIAL BASEMENT RCP

SCALE: 1/4" = 1'-0"

2
ADA-18

PARTIAL BUILDING SECTION

SCALE: 1/4" = 1'-0"



prepared by:
**NORTHEAST
 COLLABORATIVE
 ARCHITECTS**
 500 PLAZA MIDDLESEX
 MIDDLETOWN, CT 06457
 TEL: 860.344.9332
 FAX: 860.347.4075
 www.nearchitects.com

project:

**HAMMONASSET BEACH STATE PARK
 MEIGS POINT NATURE CENTER
 MADISON, CONNECTICUT**
 STATE PROJECT NO. B1-T-601

NCA PROJECT NO.
 12030

date: 12/31/14

drawing no:

ADA-18